

Email	l.a.kelley@imperial.ac.uk
Description	P63020
Date	Wed Jan 25 15:20:59 GMT 2012
Unique Job ID	fdeaa66fc01fcc2

**Protein Structure Prediction Report (Residues 1-190)**

**Section 1: Residues 1-60**

Sequence: MI R I S D A A Q A H F A K L L A N Q E E G T Q I R V F V I N P G T P N A E C G V S Y C P P D A V E A T D T A L K F D L

Secondary structure: [Alpha-helices and beta-strands shown]

SS: [Solvent accessibility scores]

confidence: [Confidence scores]

Disorder: [Disorder predictions]

Disorder confidence: [Disorder confidence scores]

**Section 2: Residues 70-120**

Sequence: L T A Y V D E L S A P Y L E D A E I D F V T D Q L G S Q L T L K A P N A K M R K V A D D A P L M E R V E Y M L Q S Q I N

Secondary structure: [Alpha-helices and beta-strands shown]

SS: [Solvent accessibility scores]

confidence: [Confidence scores]

Disorder: [Disorder predictions]

Disorder confidence: [Disorder confidence scores]

**Section 3: Residues 130-190**

Sequence: P Q L A G H G G R V S L M E I T E D G Y A I L Q F G G G C N G C S M V D V T L K E G I E K Q L L N E F P E L K G V R D L

Secondary structure: [Alpha-helices and beta-strands shown]

SS: [Solvent accessibility scores]

confidence: [Confidence scores]

Disorder: [Disorder predictions]

Disorder confidence: [Disorder confidence scores]

**Section 4: Residues 190**

Sequence: T E H Q R G E H S Y Y

Secondary structure: [Alpha-helices and beta-strands shown]


SS: [Solvent accessibility scores]

confidence: [Confidence scores]


Disorder: [Disorder predictions]


Disorder confidence: [Disorder confidence scores]

Confidence Key

High(9)  Low (0)

? Disordered

 Alpha helix

 Beta strand