



Email	l.a.kelley@imperial.ac.uk
Description	P39354
Date	Thu Jan 5 11:59:43 GMT 2012
Unique Job ID	f79aa359a220a73a


Protein structure and disorder analysis for two protein segments. The top segment (residues 1-60) shows a full-length protein with a complex secondary structure (green alpha-helices and beta-strands) and high disorder confidence (red). The bottom segment (residues 70-100) shows a shorter protein with a simple secondary structure and lower disorder confidence (yellow and orange).

Confidence Key

High(9)  Low (0)

? Disordered

 Alpha helix

 Beta strand