







Phyre2

Email	l.a.kelley@imperial.ac.uk
Description	P0AFM4
Date	Thu Jan 5 11:26:45 GMT 2012
Unique Job ID	f4842295faa1f66c

Detailed template information

#	Template	Alignment Coverage	3D Model	Confidence	% i.d.	Template Information
1	d1heka_	 Alignment		13.5	36	Fold: Retroviral matrix proteins Superfamily: Retroviral matrix proteins Family: EIAV matrix antigen
2	c3dwIE_	 Alignment		8.4	50	PDB header: structural protein Chain: E: PDB Molecule: actin-related protein 2/3 complex subunit 3; PDBTitle: crystal structure of fission yeast arp2/3 complex lacking the arp22 subunit
3	d2bmfa1	 Alignment		8.3	67	Fold: P-loop containing nucleoside triphosphate hydrolases Superfamily: P-loop containing nucleoside triphosphate hydrolases Family: RNA helicase