

Email	l.a.kelley@imperial.ac.uk
Description	P42616
Date	Thu Jan 5 12:01:50 GMT 2012
Unique Job ID	e8f4ae18ad42f3d5

Protein P0A822 (120 aa)

Sequence: MKYRIALAVSLFALSAGSYATTLCQEKEQNILKEISYAEKHQNQNRI DGLNKALSEVRAN

Secondary structure: [Alpha-helices and loops represented by green cylinders]

SS confidence: [Color-coded bars for confidence]

Disorder: [Disordered regions marked with question marks]

Disorder confidence: [Color-coded bars for confidence]

Protein P0A823 (120 aa)

Sequence: CDSQLRADHQKKIAKQKDEVAERQQDLAEAKQKGDADKI AKRERKLAEAQEELKKLEAR

Secondary structure: [Alpha-helices and loops represented by green cylinders]

SS confidence: [Color-coded bars for confidence]

Disorder: [Disordered regions marked with question marks]

Disorder confidence: [Color-coded bars for confidence]

Protein P0A824 (2 aa)

Sequence: DY


Secondary structure: [No structure shown]

SS confidence: [Color-coded bars for confidence]


Disorder: [Disordered regions marked with question marks]


Disorder confidence: [Color-coded bars for confidence]

Confidence Key

High(9)  Low (0)

? Disordered

 Alpha helix

 Beta strand