







Phyre2

Email	l.a.kelley@imperial.ac.uk
Description	P39835
Date	Thu Jan 5 12:01:03 GMT 2012
Unique Job ID	e6778ccc7cadbfa7

Detailed template information

#	Template	Alignment Coverage	3D Model	Confidence	% i.d.	Template Information
1	c2vofA_	 Alignment		8.8	18	PDB header: apoptosis Chain: A: PDB Molecule: bcl-2-related protein a1; PDBTitle: structure of mouse a1 bound to the puma bh3-domain
2	c2kncA_	 Alignment		6.8	10	PDB header: cell adhesion Chain: A: PDB Molecule: integrin alpha-iiB; PDBTitle: platelet integrin alphaIIb-beta3 transmembrane-cytoplasmic2 heterocomplex
3	c2jlnA_	 Alignment		6.5	8	PDB header: membrane protein Chain: A: PDB Molecule: mhp1; PDBTitle: structure of mhp1, a nucleobase-cation-symport-1 family2 transporter