
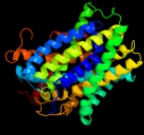












Phyre2

Email	l.a.kelley@imperial.ac.uk
Description	P0AAE5
Date	Thu Jan 5 11:12:42 GMT 2012
Unique Job ID	d8e6c96046c2c0f4

Detailed template information

#	Template	Alignment Coverage	3D Model	Confidence	% i.d.	Template Information
1	c3giaA_	 Alignment		100.0	19	PDB header: transport protein Chain: A: PDB Molecule: uncharacterized protein mj0609; PDBTitle: crystal structure of apct transporter
2	c3lrcC_	 Alignment		100.0	29	PDB header: transport protein Chain: C: PDB Molecule: arginine/agmatine antiporter; PDBTitle: structure of e. coli adic (p1)
3	c2jlnA_	 Alignment		100.0	12	PDB header: membrane protein Chain: A: PDB Molecule: mhp1; PDBTitle: structure of mhp1, a nucleobase-cation-symport-1 family2 transporter
4	c2xq2A_	 Alignment		99.4	12	PDB header: transport protein Chain: A: PDB Molecule: sodium/glucose cotransporter; PDBTitle: structure of the k294a mutant of vsglT
5	c3dh4A_	 Alignment		99.2	10	PDB header: transport protein Chain: A: PDB Molecule: sodium/glucose cotransporter; PDBTitle: crystal structure of sodium/sugar symporter with bound galactose from2 vibrio parahaemolyticus
6	d2a65a1	 Alignment		97.5	12	Fold: SNF-like Superfamily: SNF-like Family: SNF-like

7

[c2w8aC_](#)

Alignment



96.4

12

PDB header:membrane protein
Chain: C: **PDB Molecule:**glycine betaine transporter betp;
PDBTitle: crystal structure of the sodium-coupled glycine betaine2 symporter betp from corynebacterium glutamicum with bound3 substrate