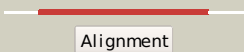

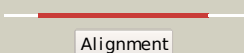

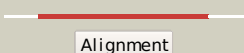

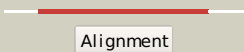

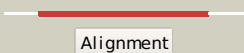

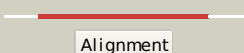

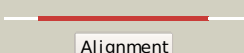

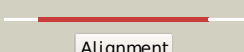

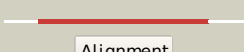

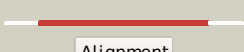





#	Template	Alignment Coverage	3D Model	Confidence	% i.d.	Template Information
1	c3uzuA_	 Alignment		100.0	52	PDB header: transferase Chain: A: PDB Molecule: ribosomal rna small subunit methyltransferase a; PDBTitle: the structure of the ribosomal rna small subunit methyltransferase a2 from burkholderia pseudomallei
2	d1qyra_	 Alignment		100.0	100	Fold: S-adenosyl-L-methionine-dependent methyltransferases Superfamily: S-adenosyl-L-methionine-dependent methyltransferases Family: rRNA adenine dimethylase-like
3	c3tqsB_	 Alignment		100.0	48	PDB header: transferase Chain: B: PDB Molecule: ribosomal rna small subunit methyltransferase a; PDBTitle: structure of the dimethyladenosine transferase (ksga) from coxiella2 burnetii
4	c3fuxB_	 Alignment		100.0	36	PDB header: transferase Chain: B: PDB Molecule: dimethyladenosine transferase; PDBTitle: t. thermophilus 16s rrna a1518 and a1519 methyltransferase (ksga) in2 complex with 5'-methylthioadenosine in space group p212121
5	d1zq9a1	 Alignment		100.0	28	Fold: S-adenosyl-L-methionine-dependent methyltransferases Superfamily: S-adenosyl-L-methionine-dependent methyltransferases Family: rRNA adenine dimethylase-like
6	c3grrA_	 Alignment		100.0	30	PDB header: transferase Chain: A: PDB Molecule: dimethyladenosine transferase; PDBTitle: crystal structure of the complex between s-adenosyl homocysteine and2 methanocaldococcus jannaschi dim1.
7	c3fydA_	 Alignment		100.0	30	PDB header: transferase Chain: A: PDB Molecule: probable dimethyladenosine transferase; PDBTitle: crystal structure of dim1 from the thermophilic archeon,2 methanocaldococcus jannaschi
8	c1i4wA_	 Alignment		100.0	14	PDB header: transcription Chain: A: PDB Molecule: mitochondrial replication protein mtf1; PDBTitle: the crystal structure of the transcription factor sc-mttfb2 offers intriguing insights into mitochondrial transcription
9	d1i4wa_	 Alignment		100.0	14	Fold: S-adenosyl-L-methionine-dependent methyltransferases Superfamily: S-adenosyl-L-methionine-dependent methyltransferases Family: rRNA adenine dimethylase-like
10	c2h1rA_	 Alignment		100.0	24	PDB header: transferase Chain: A: PDB Molecule: dimethyladenosine transferase, putative; PDBTitle: crystal structure of a dimethyladenosine transferase from2 plasmodium falciparum
11	c3fteA_	 Alignment		100.0	35	PDB header: transferase/rna Chain: A: PDB Molecule: dimethyladenosine transferase; PDBTitle: crystal structure of a. aeolicus ksga in complex with rna

12	dlyuba_	Alignment		100.0	23	Fold: S-adenosyl-L-methionine-dependent methyltransferases Superfamily: S-adenosyl-L-methionine-dependent methyltransferases Family: rRNA adenine dimethylase-like
13	dlqama_	Alignment		100.0	27	Fold: S-adenosyl-L-methionine-dependent methyltransferases Superfamily: S-adenosyl-L-methionine-dependent methyltransferases Family: rRNA adenine dimethylase-like
14	dlwy7a1	Alignment		99.6	15	Fold: S-adenosyl-L-methionine-dependent methyltransferases Superfamily: S-adenosyl-L-methionine-dependent methyltransferases Family: Ta1320-like
15	d2okca1	Alignment		99.6	17	Fold: S-adenosyl-L-methionine-dependent methyltransferases Superfamily: S-adenosyl-L-methionine-dependent methyltransferases Family: N-6 DNA Methylase-like
16	d2ar0a1	Alignment		99.6	16	Fold: S-adenosyl-L-methionine-dependent methyltransferases Superfamily: S-adenosyl-L-methionine-dependent methyltransferases Family: N-6 DNA Methylase-like
17	dluwva2	Alignment		99.6	11	Fold: S-adenosyl-L-methionine-dependent methyltransferases Superfamily: S-adenosyl-L-methionine-dependent methyltransferases Family: (Uracil-5-)-methyltransferase
18	c3lkdB_	Alignment		99.5	20	PDB header: transferase Chain: B: PDB Molecule: type i restriction-modification system PDBTitle: crystal structure of the type i restriction-modification2 system methyltransferase subunit from streptococcus3 thermophilus, northeast structural genomics consortium4 target sur80
19	dlvbfa_	Alignment		99.5	18	Fold: S-adenosyl-L-methionine-dependent methyltransferases Superfamily: S-adenosyl-L-methionine-dependent methyltransferases Family: Protein-L-isoaspartyl O-methyltransferase
20	c3khkA_	Alignment		99.5	14	PDB header: dna binding protein Chain: A: PDB Molecule: type i restriction-modification system PDBTitle: crystal structure of type-i restriction-modification system2 methylation subunit (mm_0429) from methanosarchina mazei.
21	dlm6ya2	Alignment	not modelled	99.5	9	Fold: S-adenosyl-L-methionine-dependent methyltransferases Superfamily: S-adenosyl-L-methionine-dependent methyltransferases Family: MraW-like putative methyltransferases
22	c1uwvA_	Alignment	not modelled	99.5	11	PDB header: transferase Chain: A: PDB Molecule: 23s rRNA (uracil-5-)-methyltransferase ruma; PDBTitle: crystal structure of ruma, the iron-sulfur cluster2 containing e. coli 23s ribosomal rna 5-methyluridine3 methyltransferase
23	c2ozvA_	Alignment	not modelled	99.4	13	PDB header: transferase Chain: A: PDB Molecule: hypothetical protein atu0636; PDBTitle: crystal structure of a predicted o-methyltransferase, protein atu6362 from agrobacterium tumefaciens.
24	c3gdhC_	Alignment	not modelled	99.4	15	PDB header: transferase Chain: C: PDB Molecule: trimethylguanosine synthase homolog; PDBTitle: methyltransferase domain of human trimethylguanosine2 synthase 1 (tgs1) bound to m7gtp and adenosyl-homocysteine3 (active form)
25	d2f8la1	Alignment	not modelled	99.4	16	Fold: S-adenosyl-L-methionine-dependent methyltransferases Superfamily: S-adenosyl-L-methionine-dependent methyltransferases Family: N-6 DNA Methylase-like
26	c2yxdA_	Alignment	not modelled	99.4	11	PDB header: transferase Chain: A: PDB Molecule: probable cobalt-precorrin-6y c(15)-methyltransferase PDBTitle: crystal structure of cobalamin biosynthesis precorrin 8w decarboxylase2 (cbt)
27	c3egiA_	Alignment	not modelled	99.4	15	PDB header: transferase Chain: A: PDB Molecule: trimethylguanosine synthase homolog; PDBTitle: methyltransferase domain of human trimethylguanosine2 synthase tgs1 bound to m7gpppa (inactive form)

28	d1nv8a_	Alignment	not modelled	99.4	13	Fold: S-adenosyl-L-methionine-dependent methyltransferases Superfamily: S-adenosyl-L-methionine-dependent methyltransferases Family: N5-glutamine methyltransferase, HemK
29	d1ne2a_	Alignment	not modelled	99.4	15	Fold: S-adenosyl-L-methionine-dependent methyltransferases Superfamily: S-adenosyl-L-methionine-dependent methyltransferases Family: Ta1320-like
30	c1aqjB_	Alignment	not modelled	99.4	16	PDB header: methyltransferase Chain: B: PDB Molecule: adenine-n6-dna-methyltransferase taqi; PDBTitle: structure of adenine-n6-dna-methyltransferase taqi
31	d2fpoa1	Alignment	not modelled	99.4	21	Fold: S-adenosyl-L-methionine-dependent methyltransferases Superfamily: S-adenosyl-L-methionine-dependent methyltransferases Family: YhhF-like
32	d1dusa_	Alignment	not modelled	99.4	10	Fold: S-adenosyl-L-methionine-dependent methyltransferases Superfamily: S-adenosyl-L-methionine-dependent methyltransferases Family: Hypothetical protein MJ0882
33	c3lbfC_	Alignment	not modelled	99.3	11	PDB header: transferase Chain: C: PDB Molecule: protein-l-isoaspartate o-methyltransferase; PDBTitle: crystal structure of protein l-isoaspartyl methyltransferase from2 escherichia coli
34	c1g38A_	Alignment	not modelled	99.3	18	PDB header: transferase/dna Chain: A: PDB Molecule: modification methylase taqi; PDBTitle: adenine-specific methyltransferase m. taq i/dna complex
35	c3ku1E_	Alignment	not modelled	99.3	10	PDB header: transferase Chain: E: PDB Molecule: sam-dependent methyltransferase; PDBTitle: crystal structure of streptococcus pneumoniae sp1610, a2 putative trna (m1a22) methyltransferase, in complex with s-3 adenosyl-l-methionine
36	d1wg8a2	Alignment	not modelled	99.3	16	Fold: S-adenosyl-L-methionine-dependent methyltransferases Superfamily: S-adenosyl-L-methionine-dependent methyltransferases Family: MraW-like putative methyltransferases
37	c3lecA_	Alignment	not modelled	99.3	10	PDB header: structure genomics, unknown function Chain: A: PDB Molecule: nadb-rossmann superfamily protein; PDBTitle: the crystal structure of a protein in the nadb-rossmann2 superfamily from streptococcus agalactiae to 1.8a
38	c3gnlB_	Alignment	not modelled	99.3	9	PDB header: structural genomics, unknown function Chain: B: PDB Molecule: uncharacterized protein, duf633, lmof2365_1472; PDBTitle: structure of uncharacterized protein (lmof2365_1472) from2 listeria monocytogenes serotype 4b
39	d1l3ia_	Alignment	not modelled	99.3	13	Fold: S-adenosyl-L-methionine-dependent methyltransferases Superfamily: S-adenosyl-L-methionine-dependent methyltransferases Family: Precorrin-6Y methyltransferase (CbiT)
40	c1m6yA_	Alignment	not modelled	99.3	8	PDB header: transferase Chain: A: PDB Molecule: s-adenosyl-methyltransferase mraw; PDBTitle: crystal structure analysis of tm0872, a putative sam-2 dependent methyltransferase, complexed with sah
41	c3e05B_	Alignment	not modelled	99.3	14	PDB header: transferase Chain: B: PDB Molecule: precorrin-6y c5,15-methyltransferase (decarboxylating); PDBTitle: crystal structure of precorrin-6y c5,15-methyltransferase from2 geobacter metallireducens gs-15
42	c2yxeB_	Alignment	not modelled	99.3	16	PDB header: transferase Chain: B: PDB Molecule: protein-l-isoaspartate o-methyltransferase; PDBTitle: crystal structure of l-isoaspartyl protein carboxyl methyltransferase
43	c3bt7A_	Alignment	not modelled	99.3	16	PDB header: transferase/rna Chain: A: PDB Molecule: trna (uracil-5-)-methyltransferase; PDBTitle: structure of e. coli 5-methyluridine methyltransferase trna2 in complex with 19 nucleotide t-arm analogue
44	d2fhpa1	Alignment	not modelled	99.3	17	Fold: S-adenosyl-L-methionine-dependent methyltransferases Superfamily: S-adenosyl-L-methionine-dependent methyltransferases Family: YhhF-like
45	c2pbfA_	Alignment	not modelled	99.3	16	PDB header: transferase Chain: A: PDB Molecule: protein-l-isoaspartate o-methyltransferase beta-aspartate PDBTitle: crystal structure of a putative protein-l-isoaspartate o-2 methyltransferase beta-aspartate methyltransferase (pcmt) from3 plasmodium falciparum in complex with s-adenosyl-l-homocysteine
46	c3njrB_	Alignment	not modelled	99.3	17	PDB header: transferase Chain: B: PDB Molecule: precorrin-6y methylase; PDBTitle: crystal structure of c-terminal domain of precorrin-6y c5,15-2 methyltransferase from rhodobacter capsulatus
47	c3evzA_	Alignment	not modelled	99.3	18	PDB header: transferase Chain: A: PDB Molecule: methyltransferase; PDBTitle: crystal strucure of methyltransferase from pyrococcus furiosus
48	d1o54a_	Alignment	not modelled	99.2	16	Fold: S-adenosyl-L-methionine-dependent methyltransferases Superfamily: S-adenosyl-L-methionine-dependent methyltransferases Family: tRNA(1-methyladenosine) methyltransferase-like
49	c1dl5A_	Alignment	not modelled	99.2	12	PDB header: transferase Chain: A: PDB Molecule: protein-l-isoaspartate o-methyltransferase; PDBTitle: protein-l-isoaspartate o-methyltransferase
50	c2yvlB_	Alignment	not modelled	99.2	19	PDB header: transferase Chain: B: PDB Molecule: hypothetical protein; PDBTitle: crystal structure of trna (m1a58) methyltransferase trmi from aquifex2 aeolicus
51	c3mtiA_	Alignment	not modelled	99.2	6	PDB header: transferase Chain: A: PDB Molecule: rrna methylase; PDBTitle: the crystal structure of a rrna methylase from streptococcus2 thermophilus to 1.95a
						PDB header: transferase

52	c3mb5A_	Alignment	not modelled	99.2	23	Chain: A: PDB Molecule: sam-dependent methyltransferase; PDBTitle: crystal structure of p. abyssi trna m1a58 methyltransferase in complex2 with s-adenosyl-l-methionine
53	c3lpmA_	Alignment	not modelled	99.2	12	PDB header: transferase Chain: A: PDB Molecule: putative methyltransferase; PDBTitle: crystal structure of putative methyltransferase small domain protein2 from listeria monocytogenes
54	dljg1a_	Alignment	not modelled	99.2	14	Fold: S-adenosyl-L-methionine-dependent methyltransferases Superfamily: S-adenosyl-L-methionine-dependent methyltransferases Family: Protein-L-isoaspartyl O-methyltransferase
55	c3ujcA_	Alignment	not modelled	99.2	19	PDB header: transferase Chain: A: PDB Molecule: phosphoethanolamine n-methyltransferase; PDBTitle: phosphoethanolamine methyltransferase mutant (h132a) from plasmodium2 falciparum in complex with phosphocholine
56	c3g5tA_	Alignment	not modelled	99.2	12	PDB header: transferase Chain: A: PDB Molecule: trans-aconitate 3-methyltransferase; PDBTitle: crystal structure of trans-aconitate 3-methyltransferase2 from yeast
57	d1dl5a1	Alignment	not modelled	99.2	11	Fold: S-adenosyl-L-methionine-dependent methyltransferases Superfamily: S-adenosyl-L-methionine-dependent methyltransferases Family: Protein-L-isoaspartyl O-methyltransferase
58	c1wg8B_	Alignment	not modelled	99.2	16	PDB header: transferase Chain: B: PDB Molecule: predicted s-adenosylmethionine-dependent PDBTitle: crystal structure of a predicted s-adenosylmethionine-2 dependent methyltransferase tt1512 from thermus3 thermophilus hb8.
59	d1i1na_	Alignment	not modelled	99.2	11	Fold: S-adenosyl-L-methionine-dependent methyltransferases Superfamily: S-adenosyl-L-methionine-dependent methyltransferases Family: Protein-L-isoaspartyl O-methyltransferase
60	c1wxwA_	Alignment	not modelled	99.2	9	PDB header: transferase Chain: A: PDB Molecule: hypothetical protein ttha1280; PDBTitle: crystal structure of tt1595, a putative sam-dependent2 methyltransferase from thermus thermophilus hb8
61	d2esra1	Alignment	not modelled	99.2	17	Fold: S-adenosyl-L-methionine-dependent methyltransferases Superfamily: S-adenosyl-L-methionine-dependent methyltransferases Family: YhhF-like
62	c2pjdA_	Alignment	not modelled	99.2	15	PDB header: transferase Chain: A: PDB Molecule: ribosomal rna small subunit methyltransferase c; PDBTitle: crystal structure of 16s rrna methyltransferase rsmc
63	c3p9nA_	Alignment	not modelled	99.2	19	PDB header: transferase Chain: A: PDB Molecule: possible methyltransferase (methylase); PDBTitle: rv2966c of m. tuberculosis is a rsmc-like methyltransferase
64	c2fk8A_	Alignment	not modelled	99.2	16	PDB header: transferase Chain: A: PDB Molecule: methoxy mycolic acid synthase 4; PDBTitle: crystal structure of hma (mmaa4) from mycobacterium tuberculosis2 complexed with s-adenosylmethionine
65	d1r18a_	Alignment	not modelled	99.2	14	Fold: S-adenosyl-L-methionine-dependent methyltransferases Superfamily: S-adenosyl-L-methionine-dependent methyltransferases Family: Protein-L-isoaspartyl O-methyltransferase
66	c3eeyl_	Alignment	not modelled	99.1	11	PDB header: transferase Chain: J: PDB Molecule: putative rrna methylase; PDBTitle: crystal structure of putative rrna-methylase from clostridium2 thermocellum
67	d1yb2a1	Alignment	not modelled	99.1	18	Fold: S-adenosyl-L-methionine-dependent methyltransferases Superfamily: S-adenosyl-L-methionine-dependent methyltransferases Family: tRNA(1-methyladenosine) methyltransferase-like
68	c1yb2A_	Alignment	not modelled	99.1	18	PDB header: structural genomics, unknown function Chain: A: PDB Molecule: hypothetical protein ta0852; PDBTitle: structure of a putative methyltransferase from thermoplasma2 acidophilum.
69	c2esrB_	Alignment	not modelled	99.1	17	PDB header: transferase Chain: B: PDB Molecule: methyltransferase; PDBTitle: conserved hypothetical protein- streptococcus pyogenes
70	c3bgdB_	Alignment	not modelled	99.1	11	PDB header: transferase Chain: B: PDB Molecule: thiopurine s-methyltransferase; PDBTitle: thiopurine s-methyltransferase
71	d1vl5a_	Alignment	not modelled	99.1	5	Fold: S-adenosyl-L-methionine-dependent methyltransferases Superfamily: S-adenosyl-L-methionine-dependent methyltransferases Family: UbiE/COQ5-like
72	d1i9ga_	Alignment	not modelled	99.1	18	Fold: S-adenosyl-L-methionine-dependent methyltransferases Superfamily: S-adenosyl-L-methionine-dependent methyltransferases Family: tRNA(1-methyladenosine) methyltransferase-like
73	c1vl5B_	Alignment	not modelled	99.1	5	PDB header: transferase Chain: B: PDB Molecule: unknown conserved protein bh2331; PDBTitle: crystal structure of a putative methyltransferase (bh2331) from2 bacillus halodurans c-125 at 1.95 a resolution
74	d2h00a1	Alignment	not modelled	99.1	13	Fold: S-adenosyl-L-methionine-dependent methyltransferases Superfamily: S-adenosyl-L-methionine-dependent methyltransferases Family: Methyltransferase 10 domain
75	d2b3ta1	Alignment	not modelled	99.1	18	Fold: S-adenosyl-L-methionine-dependent methyltransferases Superfamily: S-adenosyl-L-methionine-dependent methyltransferases Family: N5-glutamine methyltransferase, HemK
76	c2pwyB_	Alignment	not modelled	99.1	16	PDB header: transferase Chain: B: PDB Molecule: trna (adenine-n(1)-)-methyltransferase; PDBTitle: crystal structure of a m1a58 trna methyltransferase
77	c3a37A_	Alignment	not modelled	99.1	12	PDB header: transferase Chain: A: PDB Molecule: uncharacterized protein mj1557;

77	c3a27A	Alignment	not modelled	99.1	15	PDBTitle: crystal structure of m. jannaschii tyw2 in complex with2 adomet PDB header: transferase
78	c3dmgA	Alignment	not modelled	99.1	19	Chain: A: PDB Molecule: probable ribosomal rna small subunit methyltransferase; PDBTitle: t. thermophilus 16s rrna n2 g1207 methyltransferase (rsmc) in complex2 with adohcy PDB header: transferase
79	c3lduA	Alignment	not modelled	99.1	11	Chain: A: PDB Molecule: putative methylase; PDBTitle: the crystal structure of a possible methylase from2 clostridium difficile 630.
80	c3c0kB	Alignment	not modelled	99.1	6	PDB header: transferase Chain: B: PDB Molecule: upf0064 protein yccw; PDBTitle: crystal structure of a ribosomal rna methyltranferase
81	c3ofkA	Alignment	not modelled	99.1	15	PDB header: transferase Chain: A: PDB Molecule: nodulation protein s; PDBTitle: crystal structure of n-methyltransferase nods from bradyrhizobium2 japonicum wm9 in complex with s-adenosyl-l-homocysteine (sah)
82	c3a26A	Alignment	not modelled	99.1	14	PDB header: transferase Chain: A: PDB Molecule: uncharacterized protein ph0793; PDBTitle: crystal structure of p. horikoshii tyw2 in complex with2 mesado
83	c2yx1A	Alignment	not modelled	99.1	12	PDB header: transferase Chain: A: PDB Molecule: hypothetical protein mj0883; PDBTitle: crystal structure of m.jannaschii trna m1g37 methyltransferase
84	d2as0a2	Alignment	not modelled	99.1	13	Fold: S-adenosyl-L-methionine-dependent methyltransferases Superfamily: S-adenosyl-L-methionine-dependent methyltransferases Family: hypothetical RNA methyltransferase
85	d1xx1a	Alignment	not modelled	99.1	5	Fold: S-adenosyl-L-methionine-dependent methyltransferases Superfamily: S-adenosyl-L-methionine-dependent methyltransferases Family: UbiE/COQ5-like
86	d2nxca1	Alignment	not modelled	99.1	9	Fold: S-adenosyl-L-methionine-dependent methyltransferases Superfamily: S-adenosyl-L-methionine-dependent methyltransferases Family: Ribosomal protein L11 methyltransferase PrmA
87	d2ifta1	Alignment	not modelled	99.1	15	Fold: S-adenosyl-L-methionine-dependent methyltransferases Superfamily: S-adenosyl-L-methionine-dependent methyltransferases Family: YhhF-like
88	c2ipxA	Alignment	not modelled	99.1	10	PDB header: transferase Chain: A: PDB Molecule: rrna 2'-o-methyltransferase fibrillarin; PDBTitle: human fibrillarin
89	d1wxxa2	Alignment	not modelled	99.1	10	Fold: S-adenosyl-L-methionine-dependent methyltransferases Superfamily: S-adenosyl-L-methionine-dependent methyltransferases Family: hypothetical RNA methyltransferase
90	d2fk8a1	Alignment	not modelled	99.1	16	Fold: S-adenosyl-L-methionine-dependent methyltransferases Superfamily: S-adenosyl-L-methionine-dependent methyltransferases Family: Mycolic acid cyclopropane synthase
91	c2vs1A	Alignment	not modelled	99.1	9	PDB header: transferase Chain: A: PDB Molecule: uncharacterized rna methyltransferase pyrab10780; PDBTitle: the crystal structure of pyrococcus abyssi trna (uracil-54,2 c5)-methyltransferase in complex with s-adenosyl-l-3 homocysteine
92	c3k0bA	Alignment	not modelled	99.0	11	PDB header: structural genomics, unknown function Chain: A: PDB Molecule: predicted n6-adenine-specific dna methylase; PDBTitle: crystal structure of a predicted n6-adenine-specific dna methylase2 from listeria monocytogenes str. 4b f2365
93	d1l1ea	Alignment	not modelled	99.0	18	Fold: S-adenosyl-L-methionine-dependent methyltransferases Superfamily: S-adenosyl-L-methionine-dependent methyltransferases Family: Mycolic acid cyclopropane synthase
94	c3grzA	Alignment	not modelled	99.0	12	PDB header: transferase Chain: A: PDB Molecule: ribosomal protein l11 methyltransferase; PDBTitle: crystal structure of ribosomal protein l11 methylase from2 lactobacillus delbrueckii subsp. bulgaricus
95	d2b25a1	Alignment	not modelled	99.0	14	Fold: S-adenosyl-L-methionine-dependent methyltransferases Superfamily: S-adenosyl-L-methionine-dependent methyltransferases Family: tRNA(1-methyladenosine) methyltransferase-like
96	d2frna1	Alignment	not modelled	99.0	16	Fold: S-adenosyl-L-methionine-dependent methyltransferases Superfamily: S-adenosyl-L-methionine-dependent methyltransferases Family: Met-10+ protein-like
97	c2b78A	Alignment	not modelled	99.0	12	PDB header: structural genomics, unknown function Chain: A: PDB Molecule: hypothetical protein smu.776; PDBTitle: a putative sam-dependent methyltransferase from2 streptococcus mutans
98	d1g8sa	Alignment	not modelled	99.0	9	Fold: S-adenosyl-L-methionine-dependent methyltransferases Superfamily: S-adenosyl-L-methionine-dependent methyltransferases Family: Fibrillarin homologue
99	d1pjza	Alignment	not modelled	99.0	14	Fold: S-adenosyl-L-methionine-dependent methyltransferases Superfamily: S-adenosyl-L-methionine-dependent methyltransferases Family: Thiopurine S-methyltransferase
100	c3egeA	Alignment	not modelled	99.0	16	PDB header: transferase Chain: A: PDB Molecule: putative methyltransferase from antibiotic biosynthesis PDBTitle: crystal structure of putative methyltransferase from antibiotic2 biosynthesis pathway (yp_324569.1) from anabaena variabilis atcc3 29413 at 2.40 a resolution
101	c2yr0A	Alignment	not modelled	99.0	16	PDB header: transferase Chain: A: PDB Molecule: hypothetical protein ttha0223; PDBTitle: crystal structure of hypothetical methyltransferase

					ttha0223 from2 thermus thermophilus hb8
102	c3bgvC_	Alignment	not modelled	99.0	7 PDB header: transferase Chain: C: PDB Molecule: mrna cap guanine-n7 methyltransferase; PDBTitle: crystal structure of mrna cap guanine-n7 methyltransferase2 in complex with sah
103	c3e7pA_	Alignment	not modelled	99.0	15 PDB header: transferase Chain: A: PDB Molecule: putative methyltransferase; PDBTitle: crystal structure of of putative methyltransferase from bacteroides2 vulgatus atcc 8482
104	c3ldgA_	Alignment	not modelled	99.0	11 PDB header: transferase Chain: A: PDB Molecule: putative uncharacterized protein smu.472; PDBTitle: crystal structure of smu.472, a putative methyltransferase complexed2 with sah
105	d1tpya_	Alignment	not modelled	99.0	19 Fold: S-adenosyl-L-methionine-dependent methyltransferases Superfamily: S-adenosyl-L-methionine-dependent methyltransferases Family: Mycolic acid cyclopropane synthase
106	c3b3jA_	Alignment	not modelled	99.0	10 PDB header: transferase Chain: A: PDB Molecule: histone-arginine methyltransferase carm1; PDBTitle: the 2.55 a crystal structure of the apo catalytic domain of2 coactivator-associated arginine methyl transferase i(carm1:28-507,3 residues 28-146 and 479-507 not ordered)
107	d1xvaa_	Alignment	not modelled	99.0	9 Fold: S-adenosyl-L-methionine-dependent methyltransferases Superfamily: S-adenosyl-L-methionine-dependent methyltransferases Family: Glycine N-methyltransferase
108	d1kpia_	Alignment	not modelled	99.0	12 Fold: S-adenosyl-L-methionine-dependent methyltransferases Superfamily: S-adenosyl-L-methionine-dependent methyltransferases Family: Mycolic acid cyclopropane synthase
109	d1prya_	Alignment	not modelled	99.0	9 Fold: S-adenosyl-L-methionine-dependent methyltransferases Superfamily: S-adenosyl-L-methionine-dependent methyltransferases Family: Fibrillarin homologue
110	c3ccfB_	Alignment	not modelled	99.0	16 PDB header: transferase Chain: B: PDB Molecule: cyclopropane-fatty-acyl-phospholipid synthase; PDBTitle: crystal structure of putative methyltransferase (yp_321342.1) from2 anabaena variabilis atcc 29413 at 1.90 a resolution
111	d1ws6a1	Alignment	not modelled	99.0	8 Fold: S-adenosyl-L-methionine-dependent methyltransferases Superfamily: S-adenosyl-L-methionine-dependent methyltransferases Family: YhhF-like
112	c2v7eB_	Alignment	not modelled	99.0	10 PDB header: transferase Chain: B: PDB Molecule: histone-arginine methyltransferase carm1; PDBTitle: crystal structure of coactivator-associated arginine2 methyltransferase 1 (carm1), unliganded
113	d2bzga1	Alignment	not modelled	99.0	11 Fold: S-adenosyl-L-methionine-dependent methyltransferases Superfamily: S-adenosyl-L-methionine-dependent methyltransferases Family: Thiopurine S-methyltransferase
114	c3q87B_	Alignment	not modelled	99.0	11 PDB header: transferase activator/transferase Chain: B: PDB Molecule: n6 adenine specific dna methylase; PDBTitle: structure of eukaryotic translation termination complex2 methyltransferase mtq2-trm112
115	c3m33B_	Alignment	not modelled	99.0	9 PDB header: structural genomics, unknown function Chain: B: PDB Molecule: uncharacterized protein; PDBTitle: the crystal structure of a functionally unknown protein from2 deinococcus radiodurans r1
116	c3m70A_	Alignment	not modelled	99.0	12 PDB header: structural genomics, unknown function Chain: A: PDB Molecule: tellurite resistance protein tehb homolog; PDBTitle: crystal structure of tehb from haemophilus influenzae
117	c2as0A_	Alignment	not modelled	99.0	14 PDB header: transferase Chain: A: PDB Molecule: hypothetical protein ph1915; PDBTitle: crystal structure of ph1915 (apc 5817): a hypothetical rna2 methyltransferase
118	d2igta1	Alignment	not modelled	99.0	8 Fold: S-adenosyl-L-methionine-dependent methyltransferases Superfamily: S-adenosyl-L-methionine-dependent methyltransferases Family: hypothetical RNA methyltransferase
119	d1kpga_	Alignment	not modelled	98.9	12 Fold: S-adenosyl-L-methionine-dependent methyltransferases Superfamily: S-adenosyl-L-methionine-dependent methyltransferases Family: Mycolic acid cyclopropane synthase
120	d1wzna1	Alignment	not modelled	98.9	13 Fold: S-adenosyl-L-methionine-dependent methyltransferases Superfamily: S-adenosyl-L-methionine-dependent methyltransferases Family: CAC2371-like