

Email	l.a.kelley@imperial.ac.uk
Description	P32711
Date	Thu Jan 5 11:50:30 GMT 2012
Unique Job ID	d3229b40593ee259

Protein structure and disorder analysis for three protein segments. Each segment shows the amino acid sequence, secondary structure (alpha-helices and beta-strands), solvent accessibility (SS), and disorder confidence.

**Segment 1 (Positions 1-60):**

- Sequence:** MNKGLLTLLLLFTCF AHAQVVDTWQFANPQQQQQALNIASQLRCPQCQNQLLESNAPVA
- Secondary structure:** Multiple alpha-helices and beta-strands are visible, with some regions marked as disordered (indicated by question marks).
- SS (Solvent Accessibility):** High accessibility is shown in red, while lower accessibility is shown in green and yellow.
- Disorder:** Several regions are marked as disordered with question marks.
- Disorder confidence:** A color-coded bar indicating the confidence of the disorder prediction.


**Segment 2 (Positions 70-120):**

- Sequence:** VSMRHQVYSMVAEGKNEVEIIGWMTERYGDFVRYNPPLTGQTLVLWALPVVLLLLMALILL
- Secondary structure:** Multiple alpha-helices and beta-strands are visible, with some regions marked as disordered (indicated by question marks).
- SS (Solvent Accessibility):** High accessibility is shown in red, while lower accessibility is shown in green and yellow.
- Disorder:** Several regions are marked as disordered with question marks.
- Disorder confidence:** A color-coded bar indicating the confidence of the disorder prediction.


**Segment 3 (Positions 1-5):**


- Sequence:** WRVRAKR
- Secondary structure:** Multiple alpha-helices and beta-strands are visible, with some regions marked as disordered (indicated by question marks).
- SS (Solvent Accessibility):** High accessibility is shown in red, while lower accessibility is shown in green and yellow.
- Disorder:** Several regions are marked as disordered with question marks.
- Disorder confidence:** A color-coded bar indicating the confidence of the disorder prediction.

Confidence Key

High(9)  Low (0)

? Disordered

 Alpha helix

 Beta strand