
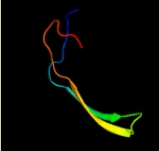
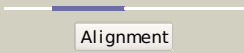



# Phyre2

Email	l.a.kelley@imperial.ac.uk
Description	Q7DFV3
Date	Thu Jan 5 12:37:41 GMT 2012
Unique Job ID	c6f6b33e43e1d0a6

Detailed template information

#	Template	Alignment Coverage	3D Model	Confidence	% i.d.	Template Information
1	<a href="#">d1p42a1</a>	 Alignment		14.8	28	<b>Fold:</b> Ribosomal protein S5 domain 2-like <b>Superfamily:</b> Ribosomal protein S5 domain 2-like <b>Family:</b> UDP-3-O-[3-hydroxymyristoyl] N-acetylglucosamine deacetylase LpxC
2	<a href="#">c2go4A_</a>	 Alignment		11.2	28	<b>PDB header:</b> hydrolase <b>Chain:</b> A: <b>PDB Molecule:</b> udp-3-o-[3-hydroxymyristoyl] n-acetylglucosamine <b>PDBTitle:</b> crystal structure of aquifex aeolicus lpxc complexed with tu-514