

Email	l.a.kelley@imperial.ac.uk
Description	P33920
Date	Thu Jan 5 11:52:46 GMT 2012
Unique Job ID	b45d6039f491b205

	1	10	20	30	40	50	60																																																					
Sequence	M	S	L	D	I	N	Q	I	A	L	H	Q	L	I	K	R	D	E	Q	N	L	E	L	V	L	R	D	S	L	L	E	P	T	E	T	V	V	E	M	V	A	E	L	H	R	V	Y	S	A	K	N	K	A	Y	G	L	F	S	E	E
Secondary structure	[Blue arrow]										[Blue arrow]										[Green helix]										[Blue arrow]																													
SS confidence	[Color scale bar]																																																											
Disorder	[Disorder prediction]																																																											
Disorder confidence	[Disorder confidence bar]																																																											

	70	80	90	100	110	120																																																						
Sequence	S	E	L	A	Q	T	L	R	L	Q	R	Q	G	E	E	D	F	L	A	F	S	R	A	A	T	G	R	L	R	D	E	L	A	K	Y	P	F	A	D	G	G	F	V	L	F	C	H	Y	R	Y	L	A	V	E	Y	L	L	V	A	V
Secondary structure	[Green helix]										[Green helix]										[Blue arrow]										[Blue arrow]																													
SS confidence	[Color scale bar]																																																											
Disorder	[Disorder prediction]																																																											
Disorder confidence	[Disorder confidence bar]																																																											


	130	140	150	160	170	180																																																						
Sequence	L	S	N	L	S	S	M	R	V	N	E	N	L	D	I	N	P	T	H	Y	L	D	I	N	H	A	D	I	V	A	R	I	D	L	T	E	W	E	T	N	P	E	S	T	R	Y	L	T	F	L	K	G	R	V	G	R	K	V	A	D
Secondary structure	[Blue arrow]										[Blue arrow]										[Green helix]										[Blue arrow]										[Green helix]																			
SS confidence	[Color scale bar]																																																											
Disorder	[Disorder prediction]																																																											
Disorder confidence	[Disorder confidence bar]																																																											

	190	200	210	220	230	240																																																						
Sequence	F	F	M	D	F	L	G	A	S	E	G	L	N	A	K	A	Q	N	R	G	L	L	Q	A	V	D	D	F	T	A	E	A	Q	L	D	K	A	E	R	Q	N	V	R	Q	Q	V	Y	S	Y	C	N	E	Q	L	Q	A	G	E	E	I
Secondary structure	[Green helix]										[Green helix]										[Green helix]										[Blue arrow]																													
SS confidence	[Color scale bar]																																																											
Disorder	[Disorder prediction]																																																											
Disorder confidence	[Disorder confidence bar]																																																											


	250	260	270	280	290	300																																																						
Sequence	E	L	K	S	L	S	K	E	L	A	G	V	S	E	V	S	F	T	E	F	A	A	E	K	G	Y	E	L	E	S	F	P	A	D	R	S	T	L	R	Q	L	T	K	F	A	G	S	G	G	L	T	I	N	F	D	A	M	L		
Secondary structure	[Green helix]										[Green helix]										[Green helix]										[Blue arrow]										[Blue arrow]										[Green helix]									
SS confidence	[Color scale bar]																																																											
Disorder	[Disorder prediction]																																																											
Disorder confidence	[Disorder confidence bar]																																																											


	310	320	330																																
Sequence	L	G	E	R	I	F	W	D	P	A	T	D	T	L	T	I	K	G	T	P	P	N	L	R	D	Q	L	Q	R	R	T	S	G	G	N
Secondary structure	[Blue arrow]										[Blue arrow]										[Green helix]														
SS confidence	[Color scale bar]																																		
Disorder	[Disorder prediction]																																		
Disorder confidence	[Disorder confidence bar]																																		

Confidence Key

High(9)  Low (0)

? Disordered

 Alpha helix

 Beta strand