






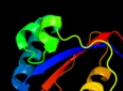











































Phyre2

Email	l.a.kelley@imperial.ac.uk
Description	P0A9L5
Date	Thu Jan 5 11:10:38 GMT 2012
Unique Job ID	ac363666b1647e3d

Detailed template information

#	Template	Alignment Coverage	3D Model	Confidence	% i.d.	Template Information
1	d1jnsa_	 Alignment		100.0	100	Fold: FKBP-like Superfamily: FKBP-like Family: FKBP immunophilin/proline isomerase
2	c2rqsA_	 Alignment		99.9	47	PDB header: isomerase Chain: A: PDB Molecule: parvulin-like peptidyl-prolyl isomerase; PDBTitle: 3d structure of pin from the psychrophilic archeon cenarchaeum2 symbiosum (cspin)
3	d1eq3a_	 Alignment		99.9	35	Fold: FKBP-like Superfamily: FKBP-like Family: FKBP immunophilin/proline isomerase
4	c1zk6A_	 Alignment		99.9	42	PDB header: isomerase Chain: A: PDB Molecule: foldase protein prsa; PDBTitle: nmr solution structure of b. subtilis prsa ppiase
5	c3gpkA_	 Alignment		99.9	23	PDB header: isomerase Chain: A: PDB Molecule: ppic-type peptidyl-prolyl cis-trans isomerase; PDBTitle: crystal structure of ppic-type peptidyl-prolyl cis-trans isomerase2 domain at 1.55a resolution.
6	d1pina2	 Alignment		99.9	41	Fold: FKBP-like Superfamily: FKBP-like Family: FKBP immunophilin/proline isomerase
7	d2pv2a1	 Alignment		99.9	34	Fold: FKBP-like Superfamily: FKBP-like Family: FKBP immunophilin/proline isomerase
8	d1m5ya3	 Alignment		99.9	33	Fold: FKBP-like Superfamily: FKBP-like Family: FKBP immunophilin/proline isomerase
9	c2jzvA_	 Alignment		99.9	33	PDB header: isomerase Chain: A: PDB Molecule: foldase protein prsa; PDBTitle: solution structure of s. aureus prsa-ppiase
10	c1f8aB_	 Alignment		99.9	36	PDB header: isomerase Chain: B: PDB Molecule: peptidyl-prolyl cis-trans isomerase nima- PDBTitle: structural basis for the phosphoserine-proline recognition2 by group iv ww domains
11	c1yw5A_	 Alignment		99.9	36	PDB header: isomerase Chain: A: PDB Molecule: peptidyl prolyl cis/trans isomerase; PDBTitle: peptidyl-prolyl isomerase ess1 from candida albicans

12	dlj6ya_	Alignment		99.9	39	Fold: FKBP-like Superfamily: FKBP-like Family: FKBP immunophilin/proline isomerase
13	c2kgjA_	Alignment		99.9	22	PDB header: isomerase Chain: A: PDB Molecule: peptidyl-prolyl cis-trans isomerase d; PDBTitle: solution structure of parvulin domain of ppid from e.coli
14	c1m5yB_	Alignment		99.8	31	PDB header: isomerase, cell cycle Chain: B: PDB Molecule: survival protein sura; PDBTitle: crystallographic structure of sura, a molecular chaperone2 that facilitates outer membrane porin folding
15	c2pv3B_	Alignment		99.7	26	PDB header: isomerase Chain: B: PDB Molecule: chaperone sura; PDBTitle: crystallographic structure of sura fragment lacking the second2 peptidyl-prolyl isomerase domain complexed with peptide nftlkfwdifrk
16	c3nrkA_	Alignment		99.7	10	PDB header: unknown function Chain: A: PDB Molecule: lic12922; PDBTitle: the crystal structure of the leptospiral hypothetical protein lic12922
17	c3rfwA_	Alignment		99.7	40	PDB header: chaperone Chain: A: PDB Molecule: cell-binding factor 2; PDBTitle: the virulence factor peb4 and the periplasmic protein cj1289 are two2 structurally-related sura-like chaperones in the human pathogen3 campylobacter jejuni
18	c3rgcB_	Alignment		99.2	12	PDB header: chaperone Chain: B: PDB Molecule: possible periplasmic protein; PDBTitle: the virulence factor peb4 and the periplasmic protein cj1289 are two2 structurally related sura-like chaperones in the human pathogen3 campylobacter jejuni
19	c3prdA_	Alignment		31.8	30	PDB header: chaperone, isomerase Chain: A: PDB Molecule: fkbp-type peptidyl-prolyl cis-trans isomerase; PDBTitle: structural analysis of protein folding by the methanococcus jannaschii2 chaperone fkbp26
20	dlvz0a1	Alignment		30.7	14	Fold: DNA/RNA-binding 3-helical bundle Superfamily: KorB DNA-binding domain-like Family: KorB DNA-binding domain-like
21	dlzata2	Alignment	not modelled	27.2	13	Fold: L,D-transpeptidase pre-catalytic domain-like Superfamily: L,D-transpeptidase pre-catalytic domain-like Family: L,D-transpeptidase pre-catalytic domain-like
22	c2elhA_	Alignment	not modelled	22.0	21	PDB header: dna binding protein Chain: A: PDB Molecule: cgl1849-pa; PDBTitle: solution structure of the cenp-b n-terminal dna-binding2 domain of fruit fly distal antenna cgl1849-pa
23	d2coba1	Alignment	not modelled	17.9	11	Fold: DNA/RNA-binding 3-helical bundle Superfamily: Homeodomain-like Family: Psq domain
24	c1r71B_	Alignment	not modelled	16.2	13	PDB header: transcription/dna Chain: B: PDB Molecule: transcriptional repressor protein korb; PDBTitle: crystal structure of the dna binding domain of korb in2 complex with the operator dna
25	d1dwka1	Alignment	not modelled	15.7	14	Fold: lambda repressor-like DNA-binding domains Superfamily: lambda repressor-like DNA-binding domains Family: Cyanase N-terminal domain
26	d1q1ca2	Alignment	not modelled	15.3	11	Fold: FKBP-like Superfamily: FKBP-like Family: FKBP immunophilin/proline isomerase
27	d1r71a_	Alignment	not modelled	14.3	13	Fold: DNA/RNA-binding 3-helical bundle Superfamily: KorB DNA-binding domain-like Family: KorB DNA-binding domain-like
28	c2iv1J_	Alignment	not modelled	13.7	14	PDB header: lyase Chain: J: PDB Molecule: cyanate hydratase; PDBTitle: site directed mutagenesis of key residues involved in the2 catalytic mechanism of cyanase
						Fold: DNA/RNA-binding 3-helical bundle

29	d1y0ua_	 Alignment	not modelled	12.4	14	Superfamily: "Winged helix" DNA-binding domain Family: ArsR-like transcriptional regulators
30	c1q6uA_	 Alignment	not modelled	12.3	12	PDB header: isomerase Chain: A: PDB Molecule: fkbp-type peptidyl-prolyl cis-trans isomerase fkpa; PDBTitle: crystal structure of fkpa from escherichia coli
31	d1q6ha_	 Alignment	not modelled	11.9	12	Fold: FKBP-like Superfamily: FKBP-like Family: FKBP immunophilin/proline isomerase
32	c1m98A_	 Alignment	not modelled	11.5	15	PDB header: unknown function Chain: A: PDB Molecule: orange carotenoid protein; PDBTitle: crystal structure of orange carotenoid protein
33	c2phcB_	 Alignment	not modelled	11.5	27	PDB header: structural genomics, unknown function Chain: B: PDB Molecule: uncharacterized protein ph0987; PDBTitle: crystal structure of conserved uncharacterized protein ph0987 from2 pyrococcus horikoshii
34	d1kt1a3	 Alignment	not modelled	11.4	20	Fold: FKBP-like Superfamily: FKBP-like Family: FKBP immunophilin/proline isomerase
35	d2ppna1	 Alignment	not modelled	11.3	9	Fold: FKBP-like Superfamily: FKBP-like Family: FKBP immunophilin/proline isomerase
36	c3mm1D_	 Alignment	not modelled	11.2	27	PDB header: hydrolase Chain: D: PDB Molecule: allophanate hydrolase subunit 1; PDBTitle: allophanate hydrolase complex from mycobacterium smegmatis, msmeg0435-2 msmeg0436
37	d1kt0a3	 Alignment	not modelled	10.7	17	Fold: FKBP-like Superfamily: FKBP-like Family: FKBP immunophilin/proline isomerase
38	c2vcdA_	 Alignment	not modelled	10.6	17	PDB header: isomerase Chain: A: PDB Molecule: outer membrane protein mip; PDBTitle: solution nmr structure of the fkbp-domain of legionella2 pneumophila mip in complex with rapamycin
39	d1ix5a_	 Alignment	not modelled	10.2	18	Fold: FKBP-like Superfamily: FKBP-like Family: FKBP immunophilin/proline isomerase
40	c2lgoA_	 Alignment	not modelled	9.9	13	PDB header: isomerase Chain: A: PDB Molecule: fkbp; PDBTitle: solution nmr structure of a fkbp-type peptidyl-prolyl cis-trans2 isomerase from giardia lamblia, seattle structural genomics center3 for infectious disease target gilaa.00840.a
41	c2zp2B_	 Alignment	not modelled	9.8	36	PDB header: transferase inhibitor Chain: B: PDB Molecule: kinase a inhibitor; PDBTitle: c-terminal domain of kipi from bacillus subtilis
42	d1jvwa_	 Alignment	not modelled	9.6	12	Fold: FKBP-like Superfamily: FKBP-like Family: FKBP immunophilin/proline isomerase
43	d1yata_	 Alignment	not modelled	9.2	19	Fold: FKBP-like Superfamily: FKBP-like Family: FKBP immunophilin/proline isomerase
44	c3pr9A_	 Alignment	not modelled	9.2	30	PDB header: chaperone Chain: A: PDB Molecule: fkbp-type peptidyl-prolyl cis-trans isomerase; PDBTitle: structural analysis of protein folding by the methanococcus jannaschii2 chaperone fkbp26
45	d1fd9a_	 Alignment	not modelled	9.1	17	Fold: FKBP-like Superfamily: FKBP-like Family: FKBP immunophilin/proline isomerase
46	c3bmbB_	 Alignment	not modelled	9.0	12	PDB header: rna binding protein Chain: B: PDB Molecule: regulator of nucleoside diphosphate kinase; PDBTitle: crystal structure of a new rna polymerase interacting2 protein
47	c3o5fA_	 Alignment	not modelled	8.8	22	PDB header: isomerase Chain: A: PDB Molecule: peptidyl-prolyl cis-trans isomerase fkbp5; PDBTitle: fk1 domain of fkbp51, crystal form vii
48	c3dn1B_	 Alignment	not modelled	8.8	23	PDB header: viral protein Chain: B: PDB Molecule: hiv-1 envelope glycoprotein gp120; PDBTitle: molecular structure for the hiv-1 gp120 trimer in the b12-2 bound state
49	d2phcb1	 Alignment	not modelled	8.5	27	Fold: Cyclophilin-like Superfamily: Cyclophilin-like Family: PH0987 C-terminal domain-like
50	c3oe2A_	 Alignment	not modelled	8.4	13	PDB header: isomerase Chain: A: PDB Molecule: peptidyl-prolyl cis-trans isomerase; PDBTitle: 1.6 a crystal structure of peptidyl-prolyl cis-trans isomerase ppiase2 from pseudomonas syringae pv. tomato str. dc3000 (pspto dc3000)
51	d1nera_	 Alignment	not modelled	8.2	14	Fold: lambda repressor-like DNA-binding domains Superfamily: lambda repressor-like DNA-binding domains Family: Phage repressors
52	c3hefB_	 Alignment	not modelled	7.9	22	PDB header: viral protein Chain: B: PDB Molecule: gene 1 protein; PDBTitle: crystal structure of the bacteriophage sf6 terminase small2 subunit
53	c2pbcD_	 Alignment	not modelled	7.9	19	PDB header: isomerase Chain: D: PDB Molecule: fk506-binding protein 2; PDBTitle: fk506-binding protein 2
54	d1kt0a2	 Alignment	not modelled	7.9	22	Fold: FKBP-like Superfamily: FKBP-like Family: FKBP immunophilin/proline isomerase
		 Alignment				Fold: FKBP-like

55	d1c9ha_	Alignment	not modelled	7.9	6	Superfamily: FKBP-like Family: FKBP immunophilin/proline isomerase
56	c3bd1B_	Alignment	not modelled	7.6	10	PDB header: transcription Chain: B: PDB Molecule: cro protein; PDBTitle: structure of the cro protein from putative prophage element xfaso 1 in2 xylella fastidiosa strain ann-1
57	d1y7ma2	Alignment	not modelled	7.4	20	Fold: LysM domain Superfamily: LysM domain Family: LysM domain
58	d1q1ca1	Alignment	not modelled	7.1	19	Fold: FKBP-like Superfamily: FKBP-like Family: FKBP immunophilin/proline isomerase
59	d1e0ga_	Alignment	not modelled	7.1	24	Fold: LysM domain Superfamily: LysM domain Family: LysM domain
60	d1wfwa_	Alignment	not modelled	7.0	11	Fold: SH3-like barrel Superfamily: SH3-domain Family: SH3-domain
61	c2kfwA_	Alignment	not modelled	7.0	9	PDB header: isomerase Chain: A: PDB Molecule: fkbp-type peptidyl-prolyl cis-trans isomerase PDBTitle: solution structure of full-length slyd from e.coli
62	d2akja1	Alignment	not modelled	6.9	3	Fold: Ferredoxin-like Superfamily: Nitrite/Sulfite reductase N-terminal domain-like Family: Duplicated SiR/NiR-like domains 1 and 3
63	c2pn0D_	Alignment	not modelled	6.4	6	PDB header: transcription Chain: D: PDB Molecule: prokaryotic transcription elongation factor PDBTitle: prokaryotic transcription elongation factor grea/greb from2 nitrosomonas europaea
64	d2nxya1	Alignment	not modelled	6.4	23	Fold: gp120 core Superfamily: gp120 core Family: gp120 core
65	d1yymg1	Alignment	not modelled	5.9	23	Fold: gp120 core Superfamily: gp120 core Family: gp120 core
66	d1r9ha_	Alignment	not modelled	5.8	19	Fold: FKBP-like Superfamily: FKBP-like Family: FKBP immunophilin/proline isomerase
67	d2b4cg1	Alignment	not modelled	5.5	23	Fold: gp120 core Superfamily: gp120 core Family: gp120 core
68	d1bw6a_	Alignment	not modelled	5.5	18	Fold: DNA/RNA-binding 3-helical bundle Superfamily: Homeodomain-like Family: Centromere-binding
69	d1pbka_	Alignment	not modelled	5.3	13	Fold: FKBP-like Superfamily: FKBP-like Family: FKBP immunophilin/proline isomerase
70	d1w5sa1	Alignment	not modelled	5.3	9	Fold: DNA/RNA-binding 3-helical bundle Superfamily: "Winged helix" DNA-binding domain Family: Helicase DNA-binding domain
71	c2jwxA_	Alignment	not modelled	5.2	19	PDB header: apoptosis, isomerase Chain: A: PDB Molecule: fk506-binding protein 8 variant; PDBTitle: solution structure of the n-terminal domain of human fkb382 (fkb38ntd)