



Email	l.a.kelley@imperial.ac.uk
Description	P76148
Date	Thu Jan 5 12:19:42 GMT 2012
Unique Job ID	a7671a05e664c9cc


Protein structure and disorder analysis for two protein segments. The top segment (residues 1-60) shows a sequence with two alpha-helices and a beta-strand, with high confidence in the secondary structure. The bottom segment (residues 70-110) shows a sequence with two alpha-helices and a beta-strand, with high confidence in the secondary structure. Both segments show high confidence in the disorder analysis, with many residues marked as disordered.

Confidence Key

High(9)  Low (0)

? Disordered

 Alpha helix

 Beta strand