







Detailed template information

#	Template	Alignment Coverage	3D Model	Confidence	% i.d.	Template Information
1	<a href="#">c2vogB_</a>	 Alignment		40.5	100	<b>PDB header:</b> apoptosis <b>Chain:</b> B: <b>PDB Molecule:</b> bcl-2-modifying factor; <b>PDBTitle:</b> structure of mouse a1 bound to the bmf bh3-domain
2	<a href="#">c2fz0A_</a>	 Alignment		22.3	67	<b>PDB header:</b> membrane protein <b>Chain:</b> A: <b>PDB Molecule:</b> v-snare component of the vacuolar snare complex <b>PDBTitle:</b> identification of yeast r-snare nyv1p as a novel longin2 domain protein
3	<a href="#">d1xeqa1</a>	 Alignment		7.7	70	<b>Fold:</b> S15/NS1 RNA-binding domain <b>Superfamily:</b> S15/NS1 RNA-binding domain <b>Family:</b> N-terminal, RNA-binding domain of nonstructural protein NS1