

Email	l.a.kelley@imperial.ac.uk
Description	P75809
Date	Thu Jan 5 12:14:26 GMT 2012
Unique Job ID	a29362105dfdb73f

	1	10	20	30	40	50	60																																																					
Sequence	M	S	I	K	L	I	A	V	D	M	D	G	T	F	L	S	D	Q	K	T	Y	N	R	E	R	F	M	A	Q	Y	Q	Q	M	K	A	Q	G	I	R	F	V	V	A	S	G	N	Q	Y	Y	Q	L	I	S	F	F	P	E	I	A	N
Secondary structure	[Blue arrow]						[Blue arrow]						[Blue arrow]						[Green helix]						[Blue arrow]						[Green helix]																													
SS confidence	[Red bar]																																																											
Disorder	[Blue bar]																																																											
Disorder confidence	[Blue bar]																																																											


	70	80	90	100	110	120																																																						
Sequence	E	I	A	F	V	A	E	N	G	G	W	V	V	S	E	G	K	D	V	F	N	G	E	L	S	K	D	A	F	A	T	V	V	E	H	L	L	T	R	P	E	V	E	I	A	C	G	K	N	S	A	Y	T	L	K	K	Y	D	D	
Secondary structure	[Blue arrow]						[Blue arrow]						[Blue arrow]						[Blue arrow]						[Green helix]						[Blue arrow]						[Blue arrow]																							
SS confidence	[Red bar]																																																											
Disorder	[Blue bar]																																																											
Disorder confidence	[Blue bar]																																																											

	130	140	150	160	170	180																																																						
Sequence	A	M	K	T	V	A	E	M	Y	Y	H	R	L	E	Y	V	D	N	F	D	N	L	E	D	I	F	F	K	F	G	L	N	L	S	D	E	L	I	P	Q	V	Q	K	A	L	H	E	A	I	G	D	I	M	V	S	V	H	T	G	N
Secondary structure	[Green helix]						[Blue arrow]						[Green helix]						[Blue arrow]						[Green helix]						[Blue arrow]																													
SS confidence	[Red bar]																																																											
Disorder	[Blue bar]																																																											
Disorder confidence	[Blue bar]																																																											


	190	200	210	220	230	240																																																						
Sequence	G	S	I	D	L	I	I	P	G	V	H	K	A	N	G	L	R	Q	L	Q	K	L	W	G	I	D	D	S	E	V	V	V	F	G	D	G	G	N	D	I	E	M	L	R	Q	A	G	F	S	F	A	M	E	N	A	G	S	A	V	V
Secondary structure	[Blue arrow]						[Green helix]						[Green helix]						[Blue arrow]						[Green helix]						[Blue arrow]						[Green helix]																							
SS confidence	[Red bar]																																																											
Disorder	[Blue bar]																																																											
Disorder confidence	[Blue bar]																																																											


	250	260	270																												
Sequence	A	A	A	K	Y	R	A	G	S	N	N	R	E	G	V	L	D	V	I	D	K	V	L	K	H	E	A	P	F	D	Q
Secondary structure	[Green helix]						[Blue arrow]						[Green helix]																		
SS confidence	[Red bar]																														
Disorder	[Blue bar]																														
Disorder confidence	[Blue bar]																														

Confidence Key

High(9)  Low (0)

? Disordered

 Alpha helix

 Beta strand