

Email	l.a.kelley@imperial.ac.uk
Description	POAAN1
Date	Thu Jan 5 11:13:20 GMT 2012
Unique Job ID	9dddbd37ed3e3992

Panel (a): Residues 1-60

Sequence	Secondary structure	SS	confidence	Disorder	Disorder confidence
MT E E I A G F Q T S P K A Q V Q A A F E E I A R R S M H D L S F L H P S M P V Y V S D F T L F E G Q W T G C V I T P W	α-helix (1-10), α-helix (11-20), α-helix (21-30), α-helix (31-40), α-helix (41-50), α-helix (51-60)	Low	High	Disordered (1-10), Ordered (11-60)	High


Panel (b): Residues 70-120

Sequence	Secondary structure	SS	confidence	Disorder	Disorder confidence
ML S A V I F P G P D Q L W P L R K V S E K I G L Q L P Y G T M T F T V G E L D G V S Q Y L S C S L M S P L S H S M S I	α-helix (70-80), α-helix (81-90), α-helix (91-100), α-helix (101-110), α-helix (111-120)	Low	High	Disordered (70-80), Ordered (81-120)	High


Panel (c): Residues 130-160


Sequence	Secondary structure	SS	confidence	Disorder	Disorder confidence
E E G Q R L T D D C A R M I L S L P V T N P D V P H A G R R A L L F G R R S G E N A	α-helix (130-140), α-helix (141-150), α-helix (151-160)	Low	High	Disordered (130-140), Ordered (141-160)	High

Confidence Key

High(9)  Low (0)

? Disordered

 Alpha helix

 Beta strand