

Email	l.a.kelley@imperial.ac.uk
Description	P30843
Date	Thu Jan 5 11:46:27 GMT 2012
Unique Job ID	9dca568ca2330c43

Figure 1 displays the structural analysis of the protein sequence, showing the sequence, secondary structure, solvent accessibility (SS), confidence, and disorder predictions across three segments (1-60, 70-120, and 130-180).

Segment 1 (1-60):

- Sequence:** MKILIVDDTLLQLGLLAAQT EGYACDSVTTARMAEQSL EAGHYSLVVLDLGLPDEDGL
- Secondary structure:** Shows a beta-strand (blue arrow) followed by a large alpha-helical region (green helix).
- SS:** Solvent accessibility plot showing high accessibility in the alpha-helical region.
- confidence:** Confidence scores for the secondary structure predictions.
- Disorder:** Disorder prediction (red bar) indicating a region of low confidence or disorder.
- Disorder confidence:** Confidence scores for the disorder prediction.


Segment 2 (70-120):

- Sequence:** HFLARIRQKKYTLPLVLI L TARDTLTDKI AGLDVGADDYL VKPFALEELHARI RALLRRHN
- Secondary structure:** Shows a beta-strand (blue arrow) followed by a large alpha-helical region (green helix).
- SS:** Solvent accessibility plot showing high accessibility in the alpha-helical region.
- confidence:** Confidence scores for the secondary structure predictions.
- Disorder:** Disorder prediction (red bar) indicating a region of low confidence or disorder.
- Disorder confidence:** Confidence scores for the disorder prediction.


Segment 3 (130-180):


- Sequence:** NQGSEELIVGNLT L NMGR RQVWMGGEELI LTPKEYALLSRLML KAGSPVHREILYNDIYN
- Secondary structure:** Shows a beta-strand (blue arrow) followed by a large alpha-helical region (green helix).
- SS:** Solvent accessibility plot showing high accessibility in the alpha-helical region.
- confidence:** Confidence scores for the secondary structure predictions.
- Disorder:** Disorder prediction (red bar) indicating a region of low confidence or disorder.
- Disorder confidence:** Confidence scores for the disorder prediction.

Confidence Key

High(9)  Low (0)

? Disordered

 Alpha helix

 Beta strand