



Email	l.a.kelley@imperial.ac.uk
Description	P76073
Date	Thu Jan 5 12:18:12 GMT 2012
Unique Job ID	980fa99ef97a4804


Protein structure and disorder analysis for two protein segments. The top segment (residues 1-60) shows a full-length protein with a complex secondary structure (green helices and loops) and a high disorder confidence (red bar). The bottom segment (residues 70-100) shows a shorter protein with a similar secondary structure and a lower disorder confidence (green bar).

Confidence Key

High(9)  Low (0)

? Disordered

 Alpha helix

 Beta strand