



Email	l.a.kelley@imperial.ac.uk
Description	P76334
Date	Thu Jan 5 12:21:54 GMT 2012
Unique Job ID	97d5ce83fd4172d6


Protein structure and disorder analysis for three protein segments. The first segment (1-60) shows a protein with two alpha-helices and a beta-strand, with high disorder confidence. The second segment (70-120) shows a protein with three alpha-helices and a beta-strand, with high disorder confidence. The third segment (1-10) shows a single amino acid (E) with no structure and high disorder confidence.

Confidence Key

High(9)  Low (0)

? Disordered

 Alpha helix

 Beta strand