









# Phyre2

Email	I.a.kelley@imperial.ac.uk
Description	P21503
Date	Thu Jan 5 11:38:22 GMT 2012
Unique Job ID	8dbd986290a9134f

Detailed template information

#	Template	Alignment Coverage	3D Model	Confidence	% i.d.	Template Information
1	<a href="#">d1pw4a_</a>	 Alignment		100.0	15	<b>Fold:</b> MFS general substrate transporter <b>Superfamily:</b> MFS general substrate transporter <b>Family:</b> Glycerol-3-phosphate transporter
2	<a href="#">d1pv7a_</a>	 Alignment		100.0	9	<b>Fold:</b> MFS general substrate transporter <b>Superfamily:</b> MFS general substrate transporter <b>Family:</b> LacY-like proton/sugar symporter
3	<a href="#">c2gfpA_</a>	 Alignment		100.0	15	<b>PDB header:</b> membrane protein <b>Chain:</b> A: <b>PDB Molecule:</b> multidrug resistance protein d; <b>PDBTitle:</b> structure of the multidrug transporter emrd from2 escherichia coli
4	<a href="#">c3o7pA_</a>	 Alignment		100.0	12	<b>PDB header:</b> transport protein <b>Chain:</b> A: <b>PDB Molecule:</b> l-fucose-proton symporter; <b>PDBTitle:</b> crystal structure of the e.coli fucose:proton symporter, fucp (n162a)

5

[c2xutC](#)

Alignment



99.9

14

**PDB header:**transport protein**Chain:** C: **PDB Molecule:**proton/peptide symporter family protein;**PDBTitle:** crystal structure of a proton dependent oligopeptide (pot)2 family transporter.