




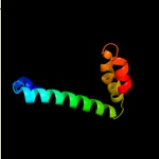


Phyre2

Email	l.a.kelley@imperial.ac.uk
Description	P0AF19
Date	Thu Jan 5 11:26:28 GMT 2012
Unique Job ID	849eec5b0be0098c

Detailed template information

#	Template	Alignment Coverage	3D Model	Confidence	% i.d.	Template Information
1	c3rceA_	 Alignment		13.7	11	PDB header: transferase/peptide Chain: A: PDB Molecule: oligosaccharide transferase to n-glycosylate proteins; PDBTitle: bacterial oligosaccharyltransferase pglb
2	c2yl4A_	 Alignment		8.0	10	PDB header: membrane protein Chain: A: PDB Molecule: atp-binding cassette sub-family b member 10, PDBTitle: structure of the human mitochondrial abc transporter, abcb10
3	d1ppjc2	 Alignment		6.3	19	Fold: Heme-binding four-helical bundle Superfamily: Transmembrane di-heme cytochromes Family: Cytochrome b of cytochrome bc1 complex (Ubiquinol-cytochrome c reductase)