








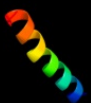


Phyre2

Email	I.a.kelley@imperial.ac.uk
Description	C1P610
Date	Wed Jan 25 15:20:06 GMT 2012
Unique Job ID	7f6b5222ca192553

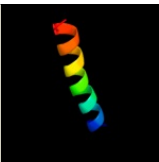
Detailed template information

#	Template	Alignment Coverage	3D Model	Confidence	% i.d.	Template Information
1	d1lzia_	 Alignment		9.5	86	Fold: Nucleotide-diphospho-sugar transferases Superfamily: Nucleotide-diphospho-sugar transferases Family: alpha-1,3-galactosyltransferase-like
2	d1o7qa_	 Alignment		8.6	57	Fold: Nucleotide-diphospho-sugar transferases Superfamily: Nucleotide-diphospho-sugar transferases Family: alpha-1,3-galactosyltransferase-like
3	c3a0hx_	 Alignment		8.3	41	PDB header: electron transport Chain: X: PDB Molecule: photosystem ii reaction center protein x; PDBTitle: crystal structure of i-substituted photosystem ii complex
4	c3a0bx_	 Alignment		8.3	41	PDB header: electron transport Chain: X: PDB Molecule: photosystem ii reaction center protein x; PDBTitle: crystal structure of br-substituted photosystem ii complex
5	c3a0hX_	 Alignment		8.3	41	PDB header: electron transport Chain: X: PDB Molecule: photosystem ii reaction center protein x; PDBTitle: crystal structure of i-substituted photosystem ii complex

6

[c3a0bX](#)

Alignment



8.3

41

PDB header:electron transport
Chain: X: **PDB Molecule:**photosystem ii reaction center protein x;
PDBTitle: crystal structure of br-substituted photosystem ii complex