

Email	l.a.kelley@imperial.ac.uk
Description	P31470
Date	Thu Jan 5 11:47:59 GMT 2012
Unique Job ID	7c66fb2c6a125e26

Sequence: MKLIIITEDYQEMSRVAAHLLGLGYMSKTRRVNLAITAGSTPKGMYEYLTTLVKGKPYWDNC

Secondary structure: [Diagram showing alpha-helices and beta-strands]

SS: [Solvent accessibility scale]

confidence: [Confidence score scale]

Disorder: [Disorder prediction scale]

Disorder confidence: [Disorder confidence scale]

Sequence: YFYNFDEIPFRGKEGEGVTITNLRNLPFTPAGIKEENIQKLTINDYREHDQKLAREGGGLD

Secondary structure: [Diagram showing alpha-helices and beta-strands]

SS: [Solvent accessibility scale]

confidence: [Confidence score scale]

Disorder: [Disorder prediction scale]

Disorder confidence: [Disorder confidence scale]

Sequence: LVLVLGLGADGHFPCGNLPNTTHFHEQTVFPIQGE MVDI VAHGELGGDFSLVPDSYVTMGP

Secondary structure: [Diagram showing alpha-helices and beta-strands]

SS: [Solvent accessibility scale]

confidence: [Confidence score scale]

Disorder: [Disorder prediction scale]

Disorder confidence: [Disorder confidence scale]

Sequence: KSI MAANKLLIIVSGAGKAQALKNVLQGPVTEDVPASVLQLHPSLMVIADKAAAELALG

Secondary structure: [Diagram showing alpha-helices and beta-strands]

SS: [Solvent accessibility scale]


confidence: [Confidence score scale]

Disorder: [Disorder prediction scale]


Disorder confidence: [Disorder confidence scale]


Sequence	Secondary
Secondary	structure
SS	confidence
Disorder	Disorder
Disorder	confidence

Confidence Key

High(9)  Low (0)

? Disordered

 Alpha helix

 Beta strand