

Email	l.a.kelley@imperial.ac.uk
Description	Q47377
Date	Thu Jan 5 12:36:46 GMT 2012
Unique Job ID	7adc323ff16906c6

Protein structure and disorder analysis for two protein segments.


**Segment 1 (Residues 1-60):**

- Sequence:** MI WLTLVFASLLSVAGQLCQKQATCFVAI NKRRKHI VLVWLGALALACGLAMVLWLLVLQN
- Secondary structure:** High confidence alpha-helical structure (green bars).
- SS confidence:** High confidence (red bar).
- Disorder:** Low confidence (dashed line with question marks).
- Disorder confidence:** Low confidence (blue bar).


**Segment 2 (Residues 70-110):**


- Sequence:** VPVGIAYPMLSLNFVWVTLAAVKLWHEPVSPRHWCGVAFII GGI VILGSTV
- Secondary structure:** High confidence alpha-helical structure (green bars).
- SS confidence:** High confidence (red bar).
- Disorder:** Low confidence (dashed line with question marks).
- Disorder confidence:** Low confidence (blue bar).

Confidence Key

High(9)  Low (0)

? Disordered

 Alpha helix

 Beta strand