
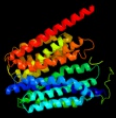

















Detailed template information

#	Template	Alignment Coverage	3D Model	Confidence	% i.d.	Template Information
1	<a href="#">d1pw4a_</a>	 Alignment		100.0	12	<b>Fold:</b> MFS general substrate transporter <b>Superfamily:</b> MFS general substrate transporter <b>Family:</b> Glycerol-3-phosphate transporter
2	<a href="#">c2gfpA_</a>	 Alignment		100.0	14	<b>PDB header:</b> membrane protein <b>Chain:</b> A: <b>PDB Molecule:</b> multidrug resistance protein d; <b>PDBTitle:</b> structure of the multidrug transporter emrd from2 escherichia coli
3	<a href="#">d1pv7a_</a>	 Alignment		100.0	7	<b>Fold:</b> MFS general substrate transporter <b>Superfamily:</b> MFS general substrate transporter <b>Family:</b> LacY-like proton/sugar symporter
4	<a href="#">c3o7pA_</a>	 Alignment		100.0	14	<b>PDB header:</b> transport protein <b>Chain:</b> A: <b>PDB Molecule:</b> l-fucose-proton symporter; <b>PDBTitle:</b> crystal structure of the e.coli fucose:proton symporter, fucp (n162a)
5	<a href="#">c2xutC_</a>	 Alignment		100.0	10	<b>PDB header:</b> transport protein <b>Chain:</b> C: <b>PDB Molecule:</b> proton/peptide symporter family protein; <b>PDBTitle:</b> crystal structure of a proton dependent oligopeptide (pot)2 family transporter.
6	<a href="#">c2g9pA_</a>	 Alignment		15.0	14	<b>PDB header:</b> antimicrobial protein <b>Chain:</b> A: <b>PDB Molecule:</b> antimicrobial peptide latarcin 2a; <b>PDBTitle:</b> nmr structure of a novel antimicrobial peptide, latarcin 2a,2 from spider (lachesana tarabaevi) venom
7	<a href="#">c3qngD_</a>	 Alignment		9.2	13	<b>PDB header:</b> membrane protein, transport protein <b>Chain:</b> D: <b>PDB Molecule:</b> pts system, cellobiose-specific iic component; <b>PDBTitle:</b> crystal structure of the transporter chbc, the iic component from the2 n,n'-diacetylchitobiose-specific phosphotransferase system
8	<a href="#">d3proc1</a>	 Alignment		8.1	10	<b>Fold:</b> Alpha-lytic protease prodomain-like <b>Superfamily:</b> Alpha-lytic protease prodomain <b>Family:</b> Alpha-lytic protease prodomain

9

[c2rddb\\_](#)

Alignment



6.2

20

**PDB header:**membrane protein/transport protein  
**Chain:** B: **PDB Molecule:**upf0092 membrane protein yajc;  
**PDBTitle:** x-ray crystal structure of acrb in complex with a novel2 transmembrane helix.