















#	Template	Alignment Coverage	3D Model	Confidence	% i.d.	Template Information
1	d1knqa_	 Alignment		100.0	100	Fold: P-loop containing nucleoside triphosphate hydrolases Superfamily: P-loop containing nucleoside triphosphate hydrolases Family: Gluconate kinase
2	c3t61A_	 Alignment		99.9	33	PDB header: transferase Chain: A: PDB Molecule: gluconokinase; PDBTitle: crystal structure of a gluconokinase from sinorhizobium meliloti 1021
3	c2rhmd_	 Alignment		99.9	13	PDB header: unknown function Chain: D: PDB Molecule: putative kinase; PDBTitle: crystal structure of a putative kinase (caur_3907) from chloroflexus2 aurantiacus j-10-fl at 1.70 a resolution
4	c2gksB_	 Alignment		99.9	16	PDB header: transferase Chain: B: PDB Molecule: bifunctional sat/aps kinase; PDBTitle: crystal structure of the bi-functional atp sulfurylase-aps kinase from2 aquifex aeolicus, a chemolithotrophic thermophile
5	c2yvua_	 Alignment		99.9	18	PDB header: transferase Chain: A: PDB Molecule: probable adenyllyl-sulfate kinase; PDBTitle: crystal structure of ape1195
6	c2pt5D_	 Alignment		99.9	17	PDB header: transferase Chain: D: PDB Molecule: shikimate kinase; PDBTitle: crystal structure of shikimate kinase (aq_2177) from aquifex aeolicus2 vf5
7	c1m8pB_	 Alignment		99.8	17	PDB header: transferase Chain: B: PDB Molecule: sulfate adenyllyltransferase; PDBTitle: crystal structure of p. chrysogenum atp sulfurylase in the t-state
8	d1e6ca_	 Alignment		99.8	16	Fold: P-loop containing nucleoside triphosphate hydrolases Superfamily: P-loop containing nucleoside triphosphate hydrolases Family: Shikimate kinase (AroK)
9	d1m8pa3	 Alignment		99.8	16	Fold: P-loop containing nucleoside triphosphate hydrolases Superfamily: P-loop containing nucleoside triphosphate hydrolases Family: ATP sulfurylase C-terminal domain
10	d1zp6a1	 Alignment		99.8	16	Fold: P-loop containing nucleoside triphosphate hydrolases Superfamily: P-loop containing nucleoside triphosphate hydrolases Family: Atu3015-like
11	c3nwiB_	 Alignment		99.8	13	PDB header: transferase Chain: B: PDB Molecule: atsk2; PDBTitle: crystal structure of shikimate kinase from arabidopsis thaliana2 (atsk2)

12	c2vliB_	Alignment		99.8	12	PDB header: transferase Chain: B: PDB Molecule: antibiotic resistance protein; PDBTitle: structure of deinococcus radiodurans tunicamycin resistance2 protein
13	d1kaga_	Alignment		99.8	15	Fold: P-loop containing nucleoside triphosphate hydrolases Superfamily: P-loop containing nucleoside triphosphate hydrolases Family: Shikimate kinase (AroK)
14	c1zuiA_	Alignment		99.8	20	PDB header: transferase Chain: A: PDB Molecule: shikimate kinase; PDBTitle: structural basis for shikimate-binding specificity of helicobacter2 pylori shikimate kinase
15	c3akcA_	Alignment		99.8	25	PDB header: transferase Chain: A: PDB Molecule: cytidylate kinase; PDBTitle: crystal structure of cmp kinase in complex with cdp and adp from2 thermus thermophilus hb8
16	c2bwjC_	Alignment		99.8	15	PDB header: transferase Chain: C: PDB Molecule: adenylate kinase 5; PDBTitle: structure of adenylate kinase 5
17	c2xb4A_	Alignment		99.8	16	PDB header: transferase Chain: A: PDB Molecule: adenylate kinase; PDBTitle: crystal structures of zinc containing adenylate kinase from2 desulfovibrio gigas
18	c2plrB_	Alignment		99.8	14	PDB header: transferase Chain: B: PDB Molecule: probable thymidylate kinase; PDBTitle: crystal structure of dtmp kinase (st1543) from sulfolobus tokodaii2 strain7
19	c2ia5C_	Alignment		99.8	15	PDB header: transferase Chain: C: PDB Molecule: polynucleotide kinase; PDBTitle: t4 polynucleotide kinase/phosphatase with bound sulfate and2 magnesium.
20	d1m7ga_	Alignment		99.8	18	Fold: P-loop containing nucleoside triphosphate hydrolases Superfamily: P-loop containing nucleoside triphosphate hydrolases Family: Adenosine-5'phosphosulfate kinase (APS kinase)
21	d1m7gb_	Alignment	not modelled	99.8	17	Fold: P-loop containing nucleoside triphosphate hydrolases Superfamily: P-loop containing nucleoside triphosphate hydrolases Family: Adenosine-5'phosphosulfate kinase (APS kinase)
22	c1xnjB_	Alignment	not modelled	99.8	18	PDB header: transferase Chain: B: PDB Molecule: bifunctional 3'-phosphoadenosine 5'-phosphosulfate PDBTitle: aps complex of human paps synthetase 1
23	d4tmka_	Alignment	not modelled	99.8	16	Fold: P-loop containing nucleoside triphosphate hydrolases Superfamily: P-loop containing nucleoside triphosphate hydrolases Family: Nucleotide and nucleoside kinases
24	d1viaa_	Alignment	not modelled	99.8	21	Fold: P-loop containing nucleoside triphosphate hydrolases Superfamily: P-loop containing nucleoside triphosphate hydrolases Family: Shikimate kinase (AroK)
25	d3adka_	Alignment	not modelled	99.8	19	Fold: P-loop containing nucleoside triphosphate hydrolases Superfamily: P-loop containing nucleoside triphosphate hydrolases Family: Nucleotide and nucleoside kinases
26	d1q3ta_	Alignment	not modelled	99.8	16	Fold: P-loop containing nucleoside triphosphate hydrolases Superfamily: P-loop containing nucleoside triphosphate hydrolases Family: Nucleotide and nucleoside kinases
27	c2ql6H_	Alignment	not modelled	99.8	14	PDB header: signaling protein,transferase Chain: H: PDB Molecule: nicotinamide riboside kinase 1; PDBTitle: human nicotinamide riboside kinase (nrk1)
28	c3trfB_	Alignment	not modelled	99.8	15	PDB header: transferase Chain: B: PDB Molecule: shikimate kinase; PDBTitle: structure of a shikimate kinase (arok) from coxiella burnetii
						Fold: P-loop containing nucleoside triphosphate hydrolases

29	d1ukza_	Alignment	not modelled	99.8	16	Superfamily: P-loop containing nucleoside triphosphate hydrolases Family: Nucleotide and nucleoside kinases
30	d2cdna1	Alignment	not modelled	99.8	18	Fold: P-loop containing nucleoside triphosphate hydrolases Superfamily: P-loop containing nucleoside triphosphate hydrolases Family: Nucleotide and nucleoside kinases
31	d1akya1	Alignment	not modelled	99.8	18	Fold: P-loop containing nucleoside triphosphate hydrolases Superfamily: P-loop containing nucleoside triphosphate hydrolases Family: Nucleotide and nucleoside kinases
32	c3tlxA_	Alignment	not modelled	99.8	16	PDB header: transferase Chain: A: PDB Molecule: adenylate kinase 2; PDBTitle: crystal structure of pf10_0086, adenylate kinase from plasmodium2 falciparum
33	d1zaka1	Alignment	not modelled	99.8	13	Fold: P-loop containing nucleoside triphosphate hydrolases Superfamily: P-loop containing nucleoside triphosphate hydrolases Family: Nucleotide and nucleoside kinases
34	d1p3ja1	Alignment	not modelled	99.8	17	Fold: P-loop containing nucleoside triphosphate hydrolases Superfamily: P-loop containing nucleoside triphosphate hydrolases Family: Nucleotide and nucleoside kinases
35	d2iyva1	Alignment	not modelled	99.8	14	Fold: P-loop containing nucleoside triphosphate hydrolases Superfamily: P-loop containing nucleoside triphosphate hydrolases Family: Shikimate kinase (AroK)
36	d1qf9a_	Alignment	not modelled	99.8	11	Fold: P-loop containing nucleoside triphosphate hydrolases Superfamily: P-loop containing nucleoside triphosphate hydrolases Family: Nucleotide and nucleoside kinases
37	c2h92C_	Alignment	not modelled	99.8	13	PDB header: transferase Chain: C: PDB Molecule: cytidylate kinase; PDBTitle: crystal structure of staphylococcus aureus cytidine2 monophosphate kinase in complex with cytidine-5'-3 monophosphate
38	d1teva_	Alignment	not modelled	99.8	12	Fold: P-loop containing nucleoside triphosphate hydrolases Superfamily: P-loop containing nucleoside triphosphate hydrolases Family: Nucleotide and nucleoside kinases
39	d1ckea_	Alignment	not modelled	99.8	15	Fold: P-loop containing nucleoside triphosphate hydrolases Superfamily: P-loop containing nucleoside triphosphate hydrolases Family: Nucleotide and nucleoside kinases
40	d1ak2a1	Alignment	not modelled	99.8	18	Fold: P-loop containing nucleoside triphosphate hydrolases Superfamily: P-loop containing nucleoside triphosphate hydrolases Family: Nucleotide and nucleoside kinases
41	c3cm0A_	Alignment	not modelled	99.8	15	PDB header: transferase Chain: A: PDB Molecule: adenylate kinase; PDBTitle: crystal structure of adenylate kinase from thermus2 thermophilus hb8
42	d1x6va3	Alignment	not modelled	99.8	16	Fold: P-loop containing nucleoside triphosphate hydrolases Superfamily: P-loop containing nucleoside triphosphate hydrolases Family: Adenosine-5'phosphosulfate kinase (APS kinase)
43	c2pbrB_	Alignment	not modelled	99.8	17	PDB header: transferase Chain: B: PDB Molecule: thymidylate kinase; PDBTitle: crystal structure of thymidylate kinase (aq_969) from aquifex aeolicus2 vf5
44	c3cr8C_	Alignment	not modelled	99.8	22	PDB header: transferase Chain: C: PDB Molecule: sulfate adenyllyltransferase, adenyllylsulfate PDBTitle: hexameric aps kinase from thiobacillus denitrificans
45	c3akyA_	Alignment	not modelled	99.8	23	PDB header: adenylate kinase Chain: A: PDB Molecule: adenylate kinase; PDBTitle: stability, activity and structure of adenylate kinase2 mutants
46	d1e4va1	Alignment	not modelled	99.8	14	Fold: P-loop containing nucleoside triphosphate hydrolases Superfamily: P-loop containing nucleoside triphosphate hydrolases Family: Nucleotide and nucleoside kinases
47	c3be4A_	Alignment	not modelled	99.8	17	PDB header: transferase Chain: A: PDB Molecule: adenylate kinase; PDBTitle: crystal structure of cryptosporidium parvum adenylate kinase cgd5_3360
48	c2jata_	Alignment	not modelled	99.8	14	PDB header: transferase Chain: A: PDB Molecule: deoxyguanosine kinase; PDBTitle: structure of deoxyadenosine kinase from m.mycoides with2 products dcmp and a flexible dcdp bound
49	c2z0hA_	Alignment	not modelled	99.8	16	PDB header: transferase Chain: A: PDB Molecule: thymidylate kinase; PDBTitle: crystal structure of thymidylate kinase in complex with dtdp2 and adp from thermotoga maritima
50	d2bdta1	Alignment	not modelled	99.8	13	Fold: P-loop containing nucleoside triphosphate hydrolases Superfamily: P-loop containing nucleoside triphosphate hydrolases Family: Atu3015-like
51	c2wwiC_	Alignment	not modelled	99.8	12	PDB header: transferase Chain: C: PDB Molecule: thymidilate kinase, putative; PDBTitle: plasmodium falciparum thymidylate kinase in complex with2 aztmp and adp
52	c3lv8A_	Alignment	not modelled	99.8	16	PDB header: transferase Chain: A: PDB Molecule: thymidylate kinase; PDBTitle: 1.8 angstrom resolution crystal structure of a thymidylate kinase2 (tmk) from vibrio cholerae o1 biovar eltor str. n16961 in complex3 with tmp, thymidine-5'-diphosphate and adp
53	c2if2C_	Alignment	not modelled	99.8	16	PDB header: transferase Chain: C: PDB Molecule: dephospho-coa kinase; PDBTitle: crystal structure of the putative dephospho-coa kinase from aquifex2 aeolicus, northeast structural genomics target qr72.
54	c2w0cB_	Alignment	not modelled	99.8	7	PDB header: transferase Chain: B: PDB Molecule: thymidylate kinase;

54	c2w05B	Alignment	not modelled	99.7	7	PDBTitle: crystal structure of vaccinia virus thymidylate kinase2 bound to brivudin-5'-monophosphate Fold: P-loop containing nucleoside triphosphate hydrolases Superfamily: P-loop containing nucleoside triphosphate hydrolases Family: Nucleotide and nucleoside kinases
55	d1nn5a	Alignment	not modelled	99.7	14	Fold: P-loop containing nucleoside triphosphate hydrolases Superfamily: P-loop containing nucleoside triphosphate hydrolases Family: Nucleotide and nucleoside kinases
56	d1s3ga1	Alignment	not modelled	99.7	13	Fold: P-loop containing nucleoside triphosphate hydrolases Superfamily: P-loop containing nucleoside triphosphate hydrolases Family: Nucleotide and nucleoside kinases
57	c2eu8B	Alignment	not modelled	99.7	19	PDB header: transferase Chain: B: PDB Molecule: adenylate kinase; PDBTitle: crystal structure of a thermostable mutant of bacillus2 subtilis adenylate kinase (q199r)
58	c2ccjA	Alignment	not modelled	99.7	21	PDB header: transferase Chain: A: PDB Molecule: thymidylate kinase; PDBTitle: crystal structure of s. aureus thymidylate kinase complexed2 with thymidine monophosphate
59	d1rkba	Alignment	not modelled	99.7	15	Fold: P-loop containing nucleoside triphosphate hydrolases Superfamily: P-loop containing nucleoside triphosphate hydrolases Family: Nucleotide and nucleoside kinases
60	d1zina1	Alignment	not modelled	99.7	16	Fold: P-loop containing nucleoside triphosphate hydrolases Superfamily: P-loop containing nucleoside triphosphate hydrolases Family: Nucleotide and nucleoside kinases
61	c2rh5B	Alignment	not modelled	99.7	18	PDB header: transferase Chain: B: PDB Molecule: adenylate kinase; PDBTitle: structure of apo adenylate kinase from aquifex aeolicus
62	c3zymA	Alignment	not modelled	99.7	15	PDB header: hydrolase/transferase/dna Chain: A: PDB Molecule: bifunctional polynucleotide phosphatase/kinase; PDBTitle: the structural basis for substrate recognition by mammalian2 polynucleotide kinase 3' phosphatase
63	d1yj5a2	Alignment	not modelled	99.7	14	Fold: P-loop containing nucleoside triphosphate hydrolases Superfamily: P-loop containing nucleoside triphosphate hydrolases Family: Nucleotide and nucleoside kinases
64	c2ar7A	Alignment	not modelled	99.7	14	PDB header: transferase Chain: A: PDB Molecule: adenylate kinase 4; PDBTitle: crystal structure of human adenylate kinase 4, ak4
65	d2ak3a1	Alignment	not modelled	99.7	16	Fold: P-loop containing nucleoside triphosphate hydrolases Superfamily: P-loop containing nucleoside triphosphate hydrolases Family: Nucleotide and nucleoside kinases
66	d1tmka	Alignment	not modelled	99.7	9	Fold: P-loop containing nucleoside triphosphate hydrolases Superfamily: P-loop containing nucleoside triphosphate hydrolases Family: Nucleotide and nucleoside kinases
67	c2ak2A	Alignment	not modelled	99.7	21	PDB header: phosphotransferase Chain: A: PDB Molecule: adenylate kinase isoenzyme-2; PDBTitle: adenylate kinase isoenzyme-2
68	c1s3gA	Alignment	not modelled	99.7	12	PDB header: transferase Chain: A: PDB Molecule: adenylate kinase; PDBTitle: crystal structure of adenylate kinase from bacillus2 globisporus
69	d1p5zb	Alignment	not modelled	99.7	11	Fold: P-loop containing nucleoside triphosphate hydrolases Superfamily: P-loop containing nucleoside triphosphate hydrolases Family: Nucleotide and nucleoside kinases
70	c3h0kA	Alignment	not modelled	99.7	11	PDB header: structural genomics, unknown function Chain: A: PDB Molecule: upf0200 protein sso1041; PDBTitle: crystal structure of an adenylated kinase related protein from2 sulfolobus solfataricus to 3.25a
71	c3hdtB	Alignment	not modelled	99.7	16	PDB header: structural genomics, unknown function Chain: B: PDB Molecule: putative kinase; PDBTitle: crystal structure of putative kinase from clostridium symbiosum atcc2 14940
72	c2ak3B	Alignment	not modelled	99.7	17	PDB header: transferase (phosphotransferase) Chain: B: PDB Molecule: adenylate kinase isoenzyme-3; PDBTitle: the three-dimensional structure of the complex between2 mitochondrial matrix adenylate kinase and its substrate3 amp at 1.85 angstroms resolution
73	d1qhxa	Alignment	not modelled	99.7	17	Fold: P-loop containing nucleoside triphosphate hydrolases Superfamily: P-loop containing nucleoside triphosphate hydrolases Family: Chloramphenicol phosphotransferase
74	c3r8cB	Alignment	not modelled	99.7	21	PDB header: transferase Chain: B: PDB Molecule: cytidylate kinase; PDBTitle: crystal structure of cytidylate kinase (cmk) from mycobacterium2 abscessus
75	c3tr0A	Alignment	not modelled	99.7	16	PDB header: transferase Chain: A: PDB Molecule: guanylate kinase; PDBTitle: structure of guanylate kinase (gmk) from coxiella burnetii
76	c3fdiA	Alignment	not modelled	99.7	21	PDB header: structural genomics, unknown function Chain: A: PDB Molecule: uncharacterized protein; PDBTitle: crystal structure of uncharacterized protein from eubacterium2 ventriosum atcc 27560.
77	c1ly1A	Alignment	not modelled	99.7	15	PDB header: transferase Chain: A: PDB Molecule: polynucleotide kinase; PDBTitle: structure and mechanism of t4 polynucleotide kinase
78	d1ly1a	Alignment	not modelled	99.7	15	Fold: P-loop containing nucleoside triphosphate hydrolases Superfamily: P-loop containing nucleoside triphosphate hydrolases Family: Nucleotide and nucleoside kinases
79	c2qroB	Alignment	not modelled	99.7	11	PDB header: transferase Chain: B: PDB Molecule: deoxycytidine kinase; PDBTitle: human deoxycytidine kinase damp, udp, mg ion product complex

80	c1vj5B_	Alignment	not modelled	99.7	15	PDB header: transferase Chain: B: PDB Molecule: 5' polynucleotide kinase-3' phosphatase catalytic domain; PDBTitle: molecular architecture of mammalian polynucleotide kinase, a dna2 repair enzyme
81	d1gsia_	Alignment	not modelled	99.7	16	Fold: P-loop containing nucleoside triphosphate hydrolases Superfamily: P-loop containing nucleoside triphosphate hydrolases Family: Nucleotide and nucleoside kinases
82	d1y63a_	Alignment	not modelled	99.7	17	Fold: P-loop containing nucleoside triphosphate hydrolases Superfamily: P-loop containing nucleoside triphosphate hydrolases Family: Nucleotide and nucleoside kinases
83	d1khta_	Alignment	not modelled	99.7	12	Fold: P-loop containing nucleoside triphosphate hydrolases Superfamily: P-loop containing nucleoside triphosphate hydrolases Family: Nucleotide and nucleoside kinases
84	c2grjH_	Alignment	not modelled	99.7	16	PDB header: transferase Chain: H: PDB Molecule: dephospho-coa kinase; PDBTitle: crystal structure of dephospho-coa kinase (ec 2.7.1.24)2 (dephosphocoenzyme a kinase) (tm1387) from thermotoga maritima at3 2.60 a resolution
85	d2ocpa1	Alignment	not modelled	99.6	15	Fold: P-loop containing nucleoside triphosphate hydrolases Superfamily: P-loop containing nucleoside triphosphate hydrolases Family: Nucleotide and nucleoside kinases
86	d1gkya_	Alignment	not modelled	99.6	17	Fold: P-loop containing nucleoside triphosphate hydrolases Superfamily: P-loop containing nucleoside triphosphate hydrolases Family: Nucleotide and nucleoside kinases
87	d1ki9a_	Alignment	not modelled	99.6	13	Fold: P-loop containing nucleoside triphosphate hydrolases Superfamily: P-loop containing nucleoside triphosphate hydrolases Family: Nucleotide and nucleoside kinases
88	c1ankA_	Alignment	not modelled	99.6	16	PDB header: transferase(phosphotransferase) Chain: A: PDB Molecule: adenylate kinase; PDBTitle: the closed conformation of a highly flexible protein: the2 structure of e. coli adenylate kinase with bound amp and3 amppnp
89	c1zakB_	Alignment	not modelled	99.6	14	PDB header: transferase Chain: B: PDB Molecule: adenylate kinase; PDBTitle: adenylate kinase from maize in complex with the inhibitor2 p1,p5-bis(adenosine-5'-)pentaphosphate (ap5a)
90	d1nksa_	Alignment	not modelled	99.6	16	Fold: P-loop containing nucleoside triphosphate hydrolases Superfamily: P-loop containing nucleoside triphosphate hydrolases Family: Nucleotide and nucleoside kinases
91	c3gmtB_	Alignment	not modelled	99.6	14	PDB header: transferase Chain: B: PDB Molecule: adenylate kinase; PDBTitle: crystal structure of adenylate kinase from burkholderia pseudomallei
92	d1uf9a_	Alignment	not modelled	99.6	17	Fold: P-loop containing nucleoside triphosphate hydrolases Superfamily: P-loop containing nucleoside triphosphate hydrolases Family: Nucleotide and nucleoside kinases
93	c1znyA_	Alignment	not modelled	99.6	19	PDB header: transferase Chain: A: PDB Molecule: guanylate kinase; PDBTitle: crystal structure of mycobacterium tuberculosis guanylate kinase in2 complex with gdp
94	d1jjva_	Alignment	not modelled	99.6	14	Fold: P-loop containing nucleoside triphosphate hydrolases Superfamily: P-loop containing nucleoside triphosphate hydrolases Family: Nucleotide and nucleoside kinases
95	d1znwa1	Alignment	not modelled	99.6	19	Fold: P-loop containing nucleoside triphosphate hydrolases Superfamily: P-loop containing nucleoside triphosphate hydrolases Family: Nucleotide and nucleoside kinases
96	c2f6rA_	Alignment	not modelled	99.5	16	PDB header: transferase Chain: A: PDB Molecule: bifunctional coenzyme a synthase; PDBTitle: crystal structure of bifunctional coenzyme a synthase (coa synthase):2 (18044849) from mus musculus at 1.70 a resolution
97	d1vh7a_	Alignment	not modelled	99.5	16	Fold: P-loop containing nucleoside triphosphate hydrolases Superfamily: P-loop containing nucleoside triphosphate hydrolases Family: Nucleotide and nucleoside kinases
98	d1s96a_	Alignment	not modelled	99.5	14	Fold: P-loop containing nucleoside triphosphate hydrolases Superfamily: P-loop containing nucleoside triphosphate hydrolases Family: Nucleotide and nucleoside kinases
99	c2qorA_	Alignment	not modelled	99.5	18	PDB header: transferase Chain: A: PDB Molecule: guanylate kinase; PDBTitle: crystal structure of plasmodium vivax guanylate kinase
100	c1z6gA_	Alignment	not modelled	99.5	19	PDB header: transferase Chain: A: PDB Molecule: guanylate kinase; PDBTitle: crystal structure of guanylate kinase from plasmodium falciparum
101	d1lvga_	Alignment	not modelled	99.5	19	Fold: P-loop containing nucleoside triphosphate hydrolases Superfamily: P-loop containing nucleoside triphosphate hydrolases Family: Nucleotide and nucleoside kinases
102	c2vp4D_	Alignment	not modelled	99.5	15	PDB header: transferase Chain: D: PDB Molecule: deoxynucleoside kinase; PDBTitle: structural studies of nucleoside analog and feedback2 inhibitor binding to drosophila melanogaster3 multisubstrate deoxyribonucleoside kinase
103	c3asyB_	Alignment	not modelled	99.5	19	PDB header: transferase Chain: B: PDB Molecule: uridine kinase; PDBTitle: ligand-free structure of uridine kinase from thermus thermophilus hb8
104	d1uj2a_	Alignment	not modelled	99.5	15	Fold: P-loop containing nucleoside triphosphate hydrolases Superfamily: P-loop containing nucleoside triphosphate hydrolases

						Family: Phosphoribulokinase/pantothenate kinase Fold: P-loop containing nucleoside triphosphate hydrolases Superfamily: P-loop containing nucleoside triphosphate hydrolases Family: Nucleotide and nucleoside kinases
105	d2vp4a1	Alignment	not modelled	99.5	21	PDB header: transferase Chain: D: PDB Molecule: thymidylate kinase; PDBTitle: crystal structure of thymidylate kinase from ehrlichia chaffeensis at2 2.15a resolution
106	c3ld9D_	Alignment	not modelled	99.5	13	PDB header: transferase Chain: B: PDB Molecule: phosphomevalonate kinase; PDBTitle: the crystal structure of human phosphomavalonate kinase at2 1.8 a resolution
107	c3ch4B_	Alignment	not modelled	99.5	9	PDB header: transferase Chain: B: PDB Molecule: uridine-cytidine kinase 2; PDBTitle: crystal structure of human uridine-cytidine kinase 22 complexed with a feedback-inhibitor, utp
108	c1ueiB_	Alignment	not modelled	99.4	17	Fold: P-loop containing nucleoside triphosphate hydrolases Superfamily: P-loop containing nucleoside triphosphate hydrolases Family: 6-phosphofructo-2-kinase/fructose-2,6-bisphosphatase, kinase domain
109	d1bifa1	Alignment	not modelled	99.4	11	Fold: P-loop containing nucleoside triphosphate hydrolases Superfamily: P-loop containing nucleoside triphosphate hydrolases Family: 6-phosphofructo-2-kinase/fructose-2,6-bisphosphatase, kinase domain
110	d1k6ma1	Alignment	not modelled	99.4	13	Fold: P-loop containing nucleoside triphosphate hydrolases Superfamily: P-loop containing nucleoside triphosphate hydrolases Family: 6-phosphofructo-2-kinase/fructose-2,6-bisphosphatase, kinase domain
111	d1g8fa3	Alignment	not modelled	99.4	12	Fold: P-loop containing nucleoside triphosphate hydrolases Superfamily: P-loop containing nucleoside triphosphate hydrolases Family: ATP sulfurylase C-terminal domain
112	c1g8gB_	Alignment	not modelled	99.3	11	PDB header: transferase Chain: B: PDB Molecule: sulfate adenyltransferase; PDBTitle: atp sulfurylase from s. cerevisiae: the binary product complex with2 aps
113	c3c8uA_	Alignment	not modelled	99.3	19	PDB header: transferase Chain: A: PDB Molecule: fructokinase; PDBTitle: crystal structure of putative fructose transport system kinase2 (yp_612366.1) from silicibacter sp. tm1040 at 1.95 a resolution
114	c2p5tD_	Alignment	not modelled	99.3	12	PDB header: transcription regulator Chain: D: PDB Molecule: pez2; PDBTitle: molecular and structural characterization of the pezat chromosomal2 toxin-antitoxin system of the human pathogen streptococcus pneumoniae
115	c1bifA_	Alignment	not modelled	99.3	10	PDB header: bifunctional enzyme Chain: A: PDB Molecule: 6-phosphofructo-2-kinase/ fructose-2,6-bisphosphatase; PDBTitle: 6-phosphofructo-2-kinase/fructose-2,6-bisphosphatase bifunctional2 enzyme complexed with atp-g-s and phosphate
116	d1kgda_	Alignment	not modelled	99.3	12	Fold: P-loop containing nucleoside triphosphate hydrolases Superfamily: P-loop containing nucleoside triphosphate hydrolases Family: Nucleotide and nucleoside kinases
117	c3neyC_	Alignment	not modelled	99.3	13	PDB header: membrane protein Chain: C: PDB Molecule: 55 kda erythrocyte membrane protein; PDBTitle: crystal structure of the kinase domain of mpp1/p55
118	d1lw7a2	Alignment	not modelled	99.3	13	Fold: P-loop containing nucleoside triphosphate hydrolases Superfamily: P-loop containing nucleoside triphosphate hydrolases Family: Nucleotide and nucleoside kinases
119	c1k6mA_	Alignment	not modelled	99.3	13	PDB header: transferase, hydrolase Chain: A: PDB Molecule: 6-phosphofructo-2-kinase/fructose-2,6-bisphosphatase PDBTitle: crystal structure of human liver 6-phosphofructo-2-kinase/fructose-2,6-bisphosphatase
120	c2i1vB_	Alignment	not modelled	99.2	13	PDB header: transferase, hydrolase Chain: B: PDB Molecule: 6-phosphofructo-2-kinase/fructose-2,6-bisphosphatase PDBTitle: crystal structure of pfkfb3 in complex with adp and2 fructose-2,6-bisphosphate