

Email	l.a.kelley@imperial.ac.uk
Description	P30863
Date	Thu Jan 5 11:46:39 GMT 2012
Unique Job ID	6a90f760e09424db

	1	10	20	30	40	50	60																																																					
Sequence	M	A	I	P	A	F	G	L	G	T	F	R	L	K	D	D	V	V	I	S	S	V	I	T	A	L	E	L	G	Y	R	A	I	D	T	A	Q	I	Y	D	N	E	A	A	V	G	Q	A	I	A	E	S	G	V	P	R	H	E	L	Y
Secondary structure	[Blue arrow]										[Green helix]										[Blue arrow]										[Green helix]										[Green helix]										[Green helix]									
SS confidence	[Color scale bar]																																																											
Disorder	[Blue bar]																																																											
Disorder confidence	[Color scale bar]																																																											


	70	80	90	100	110	120																																																						
Sequence	I	T	T	K	I	W	I	E	N	L	S	K	D	K	L	I	P	S	L	K	E	S	L	Q	K	L	R	T	D	Y	V	D	L	T	L	I	H	W	P	S	P	N	D	E	V	S	V	E	E	F	M	Q	A	L	L	E	A	K	K	Q
Secondary structure	[Blue arrow]										[Green helix]										[Blue arrow]										[Green helix]																													
SS confidence	[Color scale bar]																																																											
Disorder	[Blue bar]																																																											
Disorder confidence	[Color scale bar]																																																											

	130	140	150	160	170	180																																																						
Sequence	G	L	T	R	E	I	G	I	S	N	F	T	I	P	L	M	E	K	A	I	A	A	V	G	A	E	N	I	A	T	N	Q	I	E	L	S	P	Y	L	Q	N	R	K	V	V	A	W	A	K	Q	H	G	I	H	I	T	S	Y	M	T
Secondary structure	[Blue arrow]										[Green helix]										[Green helix]										[Blue arrow]																													
SS confidence	[Color scale bar]																																																											
Disorder	[Blue bar]																																																											
Disorder confidence	[Color scale bar]																																																											


	190	200	210	220	230	240																																																						
Sequence	L	A	Y	G	K	A	L	K	D	E	V	I	A	R	I	A	A	K	H	N	A	T	P	A	Q	V	I	L	A	W	A	M	G	E	G	Y	S	V	I	P	S	S	T	K	R	K	N	L	E	S	N	L	K	A	Q	N	L	Q	L	D
Secondary structure	[Green helix]										[Green helix]										[Blue arrow]										[Green helix]																													
SS confidence	[Color scale bar]																																																											
Disorder	[Blue bar]																																																											
Disorder confidence	[Color scale bar]																																																											


	250	260																									
Sequence	A	E	D	K	K	A	I	A	A	L	D	C	N	D	R	L	V	S	P	E	G	L	A	P	E	W	D
Secondary structure	[Green helix]																										
SS confidence	[Color scale bar]																										
Disorder	[Blue bar]																										
Disorder confidence	[Color scale bar]																										

Confidence Key

High(9)  Low (0)

? Disordered

 Alpha helix

 Beta strand