





# Phyre2

Email	l.a.kelley@imperial.ac.uk
Description	P0ADB7
Date	Wed Jan 25 15:20:27 GMT 2012
Unique Job ID	6693c1ad5386fb22

Detailed template information

#	Template	Alignment Coverage	3D Model	Confidence	% i.d.	Template Information
1	<a href="#">c1w2wA_</a>	 Alignment		11.4	86	<b>PDB header:</b> isomerase <b>Chain:</b> A: <b>PDB Molecule:</b> 5-methylthioribose-1-phosphate isomerase; <b>PDBTitle:</b> crystal structure of yeast ypr118w, a methylthioribose-1-2 phosphate isomerase related to regulatory eif2b subunits
2	<a href="#">c2g9lA_</a>	 Alignment		6.9	50	<b>PDB header:</b> antibiotic <b>Chain:</b> A: <b>PDB Molecule:</b> gaegurin-4; <b>PDBTitle:</b> the high-resolution solution conformation of an2 antimicrobial peptide gaegurin 4 and its mode of membrane3 interaction