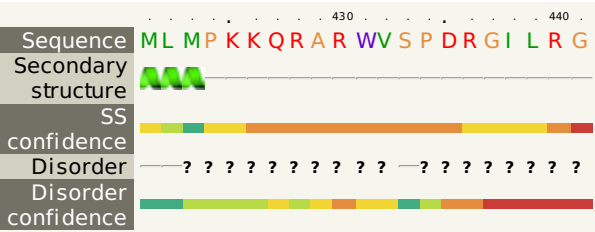



Email	l.a.kelley@imperial.ac.uk
Description	P75905
Date	Thu Jan 5 12:15:52 GMT 2012
Unique Job ID	62d858628f5ee366


	1	10	20	30	40	50	60																																																					
Sequence	M	I	N	R	I	V	S	F	F	I	L	C	L	V	L	C	I	P	L	C	V	A	Y	F	H	S	G	E	L	M	M	R	F	V	F	F	W	P	F	F	M	S	I	M	W	I	V	G	G	V	Y	F	W	V	Y	R	E	R	H	W
Secondary structure	[Alpha-helices represented by green cylinders]																																																											
SS confidence	[Color scale bar]																																																											
Disorder	[Disorder prediction bar]																																																											
Disorder confidence	[Disorder confidence bar]																																																											
	70	80	90	100	110	120																																																						
Sequence	P	W	G	E	N	A	P	A	P	Q	L	K	D	N	P	S	I	S	I	I	P	C	F	N	E	E	K	N	V	E	E	T	I	H	A	A	L	A	Q	R	Y	E	N	I	E	V	I	A	V	N	D	G	S	T	D	K	T	R	A	
Secondary structure	[Alpha-helices and beta-strands represented by green cylinders and blue arrows]																																																											
SS confidence	[Color scale bar]																																																											
Disorder	[Disorder prediction bar]																																																											
Disorder confidence	[Disorder confidence bar]																																																											
	130	140	150	160	170	180																																																						
Sequence	I	L	D	R	M	A	A	Q	I	P	H	L	R	V	I	H	L	A	Q	N	Q	G	K	A	I	A	L	K	T	G	A	A	A	K	S	E	Y	L	V	C	I	D	G	D	A	L	L	D	R	D	A	A	A	I	V	E	P	M		
Secondary structure	[Alpha-helices and beta-strands represented by green cylinders and blue arrows]																																																											
SS confidence	[Color scale bar]																																																											
Disorder	[Disorder prediction bar]																																																											
Disorder confidence	[Disorder confidence bar]																																																											
	190	200	210	220	230	240																																																						
Sequence	L	Y	N	P	R	V	G	A	V	T	G	N	P	R	I	R	T	R	S	T	L	V	G	K	I	Q	V	G	E	Y	S	S	I	I	G	L	I	K	R	T	Q	R	I	Y	G	N	V	F	T	V	S	G	V	I	A	A	F	R	R	S
Secondary structure	[Alpha-helices and beta-strands represented by green cylinders and blue arrows]																																																											
SS confidence	[Color scale bar]																																																											
Disorder	[Disorder prediction bar]																																																											
Disorder confidence	[Disorder confidence bar]																																																											
	250	260	270	280	290	300																																																						
Sequence	A	L	A	E	V	G	Y	W	S	D	D	M	I	T	E	D	I	D	I	S	W	K	L	Q	L	N	Q	W	T	I	F	Y	E	P	R	A	L	C	W	I	L	M	P	E	T	L	K	G	L	W	K	Q	R	L	R	W	A	Q	G	
Secondary structure	[Alpha-helices and beta-strands represented by green cylinders and blue arrows]																																																											
SS confidence	[Color scale bar]																																																											
Disorder	[Disorder prediction bar]																																																											
Disorder confidence	[Disorder confidence bar]																																																											
	310	320	330	340	350	360																																																						
Sequence	A	E	V	F	L	K	N	M	T	R	L	W	R	K	E	N	F	R	M	W	P	L	F	F	E	Y	C	L	T	T	I	W	A	F	T	C	L	V	G	F	I	I	Y	A	V	Q	L	A	G	V	P	L	N	I	E	L	T	H	I	A
Secondary structure	[Alpha-helices and beta-strands represented by green cylinders and blue arrows]																																																											
SS confidence	[Color scale bar]																																																											
Disorder	[Disorder prediction bar]																																																											
Disorder confidence	[Disorder confidence bar]																																																											
	370	380	390	400	410	420																																																						
Sequence	A	T	H	T	A	G	I	L	L	C	T	L	C	L	Q	F	I	V	S	L	M	I	E	N	R	Y	E	H	N	L	T	S	S	L	F	W	I	I	W	F	P	V	I	F	W	M	L	S	L	A	T	T	L	V	S	F	T	R	V	
Secondary structure	[Alpha-helices and beta-strands represented by green cylinders and blue arrows]																																																											
SS confidence	[Color scale bar]																																																											
Disorder	[Disorder prediction bar]																																																											
Disorder confidence	[Disorder confidence bar]																																																											




Confidence Key

High(9)  Low (0)

? Disordered

 Alpha helix

 Beta strand