

Email	l.a.kelley@imperial.ac.uk
Description	P0ADQ5
Date	Thu Jan 5 11:21:33 GMT 2012
Unique Job ID	534b0a197c67fba8

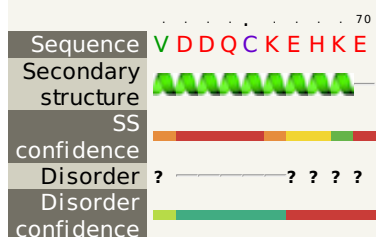
Sequence: MNTVFLHLS EAIKRLNKL RGVRSAILREAVEQYLERQQFPVRKAKGGRQKGEVVG

Secondary structure: [Ribbon diagram showing alpha-helices and beta-strands]


SS confidence: [Color-coded bar representing confidence in secondary structure]

Disorder: [Bar with question marks indicating predicted disorder]


Disorder confidence: [Color-coded bar representing confidence in disorder prediction]




Confidence Key

High(9)  Low (0)

? Disordered

 Alpha helix

 Beta strand