
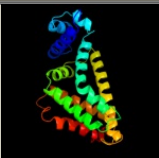













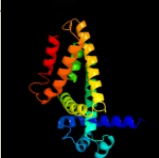

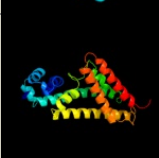




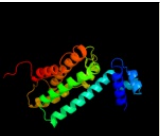






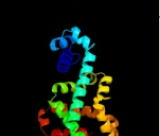



#	Template	Alignment Coverage	3D Model	Confidence	% i.d.	Template Information
1	c2uxoB_	 Alignment		99.9	29	PDB header: transcription Chain: B: PDB Molecule: hth-type transcriptional regulator ttgr; PDBTitle: ttgr in complex with tetracycline
2	c3bcgA_	 Alignment		99.9	34	PDB header: transcription regulator Chain: A: PDB Molecule: hth-type transcriptional regulator acrr; PDBTitle: conformational changes of the acrr regulator reveal a2 mechanism of induction
3	c3e7qB_	 Alignment		99.9	16	PDB header: transcription regulator Chain: B: PDB Molecule: transcriptional regulator; PDBTitle: the crystal structure of the putative transcriptional regulator from2 pseudomonas aeruginosa pao1
4	c1rktA_	 Alignment		99.9	15	PDB header: transcription Chain: A: PDB Molecule: protein yfir; PDBTitle: crystal structure of yfir, a putative transcriptional regulator from2 bacillus subtilis
5	c3qbmA_	 Alignment		99.9	19	PDB header: transcription regulator Chain: A: PDB Molecule: tetr transcriptional regulator; PDBTitle: crystal structure of a tetr transcriptional regulator (caur_2221) from2 chloroflexus aurantiacus j-10-fl at 1.80 a resolution
6	c2hvjA_	 Alignment		99.9	14	PDB header: transcription Chain: A: PDB Molecule: putative tetr-family transcriptional regulator; PDBTitle: the crystal structure of a tetr-family transcriptional regulator from2 streptomyces coelicolor
7	c2pbxB_	 Alignment		99.9	16	PDB header: transcription Chain: B: PDB Molecule: hemagglutinin/protease regulatory protein; PDBTitle: vibrio cholerae hapr
8	c2nx4A_	 Alignment		99.9	12	PDB header: structural genomics, unknown function Chain: A: PDB Molecule: transcriptional regulator, tetr family protein; PDBTitle: the crystal structure of a the putative tetr-family transcriptional2 regulator rha06780 from rhodococcus sp. rha1.
9	c3eupA_	 Alignment		99.9	13	PDB header: transcription regulator Chain: A: PDB Molecule: transcriptional regulator, tetr family; PDBTitle: the crystal structure of the transcriptional regulator, tetr family2 from cytophaga hutchinsonii
10	c1vi0B_	 Alignment		99.9	18	PDB header: transcription Chain: B: PDB Molecule: transcriptional regulator; PDBTitle: crystal structure of a transcriptional regulator
11	c3bruA_	 Alignment		99.9	14	PDB header: transcription Chain: A: PDB Molecule: regulatory protein, tetr family; PDBTitle: crystal structure of regulatory protein tetr from rhodobacter2 sphaeroides

12	c3anpD_	Alignment		99.9	18	PDB header: transcription Chain: D: PDB Molecule: transcriptional repressor, tetr family; PDBTitle: crystal structure of thermus thermophilus fadr, a tetr family2 transcriptional repressor, in complex with lauroyl-coa.
13	c2f07A_	Alignment		99.9	12	PDB header: transcription Chain: A: PDB Molecule: yvdt; PDBTitle: crystal structure of yvdt from bacillus subtilis
14	c3nrgA_	Alignment		99.9	20	PDB header: transcription Chain: A: PDB Molecule: tetr family transcriptional regulator; PDBTitle: crystal structure of a tetr family transcriptional regulator2 (caur_2714) from chloroflexus aurantiacus j-10-fl at 2.56 a3 resolution
15	c2g7sA_	Alignment		99.9	15	PDB header: transcription Chain: A: PDB Molecule: transcriptional regulator, tetr family; PDBTitle: the crystal structure of transcriptional regulator, tetr family, from2 agrobacterium tumefaciens
16	c3himA_	Alignment		99.9	17	PDB header: transcription regulator Chain: A: PDB Molecule: probable transcriptional regulator; PDBTitle: the crystal structure of a bacterial regulatory protein in the tetr2 family from rhodococcus rha1 to 2.2a
17	c3pasA_	Alignment		99.9	15	PDB header: transcription regulator Chain: A: PDB Molecule: tetr family transcription regulator; PDBTitle: crystal structure of a tetr family transcription regulator (maqu_1417)2 from marinobacter aquaeolei vt8 at 1.90 a resolution
18	c3lwiA_	Alignment		99.9	10	PDB header: transcription regulator Chain: A: PDB Molecule: putative tetr-family transcriptional regulator; PDBTitle: crystal structure of putative tetr-family transcriptional regulator2 (yp_752756.1) from syntrophomonas wolfei str. goettingen at 2.07 a3 resolution
19	c3ppbB_	Alignment		99.9	17	PDB header: transcription regulator Chain: B: PDB Molecule: putative tetr family transcription regulator; PDBTitle: crystal structure of a putative tetr family transcription regulator2 (shew_3104) from shewanella sp. pv-4 at 2.10 a resolution
20	c3on2C_	Alignment		99.9	16	PDB header: structural genomics, unknown function Chain: C: PDB Molecule: probable transcriptional regulator; PDBTitle: structure of a protein with unknown function from rhodococcus sp. rha1
21	c2genA_	Alignment	not modelled	99.9	18	PDB header: transcription Chain: A: PDB Molecule: probable transcriptional regulator; PDBTitle: structural genomics, the crystal structure of a probable2 transcriptional regulator from pseudomonas aeruginosa pao1
22	c2zb9A_	Alignment	not modelled	99.9	17	PDB header: transcription Chain: A: PDB Molecule: putative transcriptional regulator; PDBTitle: crystal structure of tetr family transcription regulator2 sco0332
23	c2hytA_	Alignment	not modelled	99.9	21	PDB header: transcription Chain: A: PDB Molecule: tetr-family transcriptional regulator; PDBTitle: crystal structure of a tetr-family transcriptional regulator (eca1819)2 from pectobacterium atrosepticum at 1.64 a resolution
24	c3dcfB_	Alignment	not modelled	99.9	19	PDB header: transcription regulator Chain: B: PDB Molecule: transcriptional regulator of the tetr/acrr PDBTitle: crystal structure of transcriptional regulator of the2 tetr/acrr family (yp_290855.1) from thermobifida fusca yx-3 er1 at 2.50 a resolution
25	c3s5rA_	Alignment	not modelled	99.9	16	PDB header: dna binding protein Chain: A: PDB Molecule: transcriptional regulator tetr family; PDBTitle: crystal structure of a putative transcriptional regulator of the tetr2 family (syn_02108) from syntrophus aciditrophicus at 2.60 a3 resolution
26	c1u9nA_	Alignment	not modelled	99.9	10	PDB header: dna binding protein Chain: A: PDB Molecule: transcriptional repressor ethr; PDBTitle: crystal structure of the transcriptional regulator ethr in2 a ligand bound conformation opens therapeutic perspectives3 against tuberculosis and leprosy
27	c2g3bB_	Alignment	not modelled	99.9	15	PDB header: transcription Chain: B: PDB Molecule: putative tetr-family transcriptional regulator; PDBTitle: crystal structure of putative tetr-family transcriptional regulator2 from rhodococcus sp.

28	c2wuiA	Alignment	not modelled	99.9	23	PDB header: transcription Chain: A: PDB Molecule: transcriptional regulator; PDBTitle: crystal structure of mexz, a key repressor responsible for2 antibiotic resistance in pseudomonas aeruginosa.
29	c3gziA	Alignment	not modelled	99.9	14	PDB header: transcription Chain: A: PDB Molecule: transcriptional regulator, tetr family; PDBTitle: crystal structure of a transcriptional regulator of the tetr family2 (shew_3567) from shewanella loihica pv-4 at 2.05 a resolution
30	c2rasB	Alignment	not modelled	99.9	14	PDB header: transcription Chain: B: PDB Molecule: transcriptional regulator, tetr family; PDBTitle: crystal structure of a putative tetr/acrr family transcriptional2 regulator (saro_0558) from novosphingobium aromaticivorans dsm at3 1.80 a resolution
31	c2gfnA	Alignment	not modelled	99.9	16	PDB header: transcription Chain: A: PDB Molecule: hth-type transcriptional regulator pksa related protein; PDBTitle: crystal structure of hth-type transcriptional regulator pksa related2 protein from rhodococcus sp. rha1
32	c3bhqB	Alignment	not modelled	99.9	16	PDB header: transcription Chain: B: PDB Molecule: transcriptional regulator; PDBTitle: crystal structure of a putative tetr-family transcriptional regulator2 (mlr_4833) from mesorhizobium loti maff303099 at 1.54 a resolution
33	c2iaiA	Alignment	not modelled	99.9	16	PDB header: structural genomics, unknown function Chain: A: PDB Molecule: putative transcriptional regulator sco3833; PDBTitle: crystal structure of sco3833, a member of the tetr transcriptional2 regulator family from streptomyces coelicolor a3
34	c1pb6D	Alignment	not modelled	99.9	13	PDB header: transcription Chain: D: PDB Molecule: hypothetical transcriptional regulator ycdc; PDBTitle: crystal structure of hypothetical transcriptional regulator ycdc
35	c2ibdB	Alignment	not modelled	99.9	19	PDB header: structural genomics, unknown function Chain: B: PDB Molecule: possible transcriptional regulator; PDBTitle: crystal structure of probable transcriptional regulatory protein2 rha5900
36	c1ui6B	Alignment	not modelled	99.9	21	PDB header: antibiotic Chain: B: PDB Molecule: a-factor receptor homolog; PDBTitle: crystal structure of gamma-butyrolactone receptor (arpa-like protein)
37	c2qtqB	Alignment	not modelled	99.9	16	PDB header: transcription Chain: B: PDB Molecule: transcriptional regulator, tetr family; PDBTitle: crystal structure of a predicted dna-binding transcriptional regulator2 (saro_1072) from novosphingobium aromaticivorans dsm at 1.85 a3 resolution
38	c3dewA	Alignment	not modelled	99.9	19	PDB header: transcription regulator Chain: A: PDB Molecule: transcriptional regulator, tetr family; PDBTitle: the structure of a putative tetr family transcriptional regulator from2 geobacter sulfurreducens pca.
39	c1zkgB	Alignment	not modelled	99.9	17	PDB header: transcription regulator Chain: B: PDB Molecule: transcriptional regulator, tetr family; PDBTitle: crystal structure of transcriptional regulator, tetr family (tm1030)2 from thermotoga maritima at 2.30 a resolution
40	c3ccvA	Alignment	not modelled	99.9	18	PDB header: transcription regulator Chain: A: PDB Molecule: putative tetr-family transcriptional regulator; PDBTitle: crystal structure of a tetr-family transcriptional regulator from2 bordetella parapertussis 12822
41	c2raeA	Alignment	not modelled	99.9	11	PDB header: transcription Chain: A: PDB Molecule: transcriptional regulator, acrr family protein; PDBTitle: crystal structure of a tetr/acrr family transcriptional regulator from2 rhodococcus sp. rha1
42	c3he0A	Alignment	not modelled	99.9	14	PDB header: transcription regulator Chain: A: PDB Molecule: transcriptional regulator, tetr family; PDBTitle: the structure of a putative transcriptional regulator tetr family2 protein from vibrio parahaemolyticus.
43	c2id3A	Alignment	not modelled	99.9	11	PDB header: transcription Chain: A: PDB Molecule: putative transcriptional regulator; PDBTitle: crystal structure of transcriptional regulator sco5951 from2 streptomyces coelicolor a3(2)
44	c2fq4A	Alignment	not modelled	99.9	16	PDB header: transcription regulator Chain: A: PDB Molecule: transcriptional regulator, tetr family; PDBTitle: the crystal structure of the transcriptional regulator (tetr family)2 from bacillus cereus
45	c1jumB	Alignment	not modelled	99.9	15	PDB header: transcription Chain: B: PDB Molecule: hypothetical transcriptional regulator in qaca PDBTitle: crystal structure of the multidrug binding transcriptional2 repressor qacr bound to the natural drug berberine
46	c3mvpA	Alignment	not modelled	99.9	13	PDB header: transcription regulator Chain: A: PDB Molecule: tetr/acrr transcriptional regulator; PDBTitle: the crystal structure of a tetr/acrr transcriptional regulator from2 streptococcus mutans to 1.85a
47	c3lsjA	Alignment	not modelled	99.9	13	PDB header: transcription Chain: A: PDB Molecule: dest; PDBTitle: crystal structure of dest in complex with palmitoyl-coa
48	c3f0cA	Alignment	not modelled	99.9	16	PDB header: transcription regulator Chain: A: PDB Molecule: transcriptional regulator; PDBTitle: crystal structure of transcriptional regulator from cytophaga2 hutchinsonii atcc 33406
49	c3rh2A	Alignment	not modelled	99.8	16	PDB header: dna binding protein Chain: A: PDB Molecule: hypothetical tetr-like transcriptional regulator; PDBTitle: crystal structure of a hypothetical tetr-like transcriptional2 regulator (sama_0099) from shewanella amazonensis sb2b at 2.42 a3 resolution
50	c2o7tA	Alignment	not modelled	99.8	14	PDB header: transcription Chain: A: PDB Molecule: transcriptional regulator; PDBTitle: crystal structure of a tetr family transcriptional

					regulator2 (ncgl1578, cgl1640) from corynebacterium glutamicum at 2.10 a3 resolution
51	c2np5A	Alignment	not modelled	99.8	14 PDB header: transcription Chain: A: PDB Molecule: transcriptional regulator; PDBTitle: crystal structure of a transcriptional regulator (rha1_ro04179) from2 rhodococcus sp. rha1.
52	c3c2bA	Alignment	not modelled	99.8	14 PDB header: transcription regulator Chain: A: PDB Molecule: transcriptional regulator, tetr family; PDBTitle: crystal structure of tetr transcriptional regulator from agrobacterium2 tumefaciens
53	c2fbqA	Alignment	not modelled	99.8	13 PDB header: transcription Chain: A: PDB Molecule: probable transcriptional regulator; PDBTitle: the crystal structure of transcriptional regulator pa3006
54	c3npiB	Alignment	not modelled	99.8	17 PDB header: gene regulation Chain: B: PDB Molecule: tetr family regulatory protein; PDBTitle: crystal structure of a tetr family regulatory protein (dip1788) from2 corynebacterium diphtheriae at 2.96 a resolution
55	c3cjdB	Alignment	not modelled	99.8	18 PDB header: transcription regulator Chain: B: PDB Molecule: transcriptional regulator, tetr family; PDBTitle: crystal structure of putative tetr transcriptional regulator2 (yp_510936.1) from jannaschia sp. ccs1 at 1.79 a resolution
56	c3on4D	Alignment	not modelled	99.8	13 PDB header: transcription Chain: D: PDB Molecule: transcriptional regulator, tetr family; PDBTitle: crystal structure of tetr transcriptional regulator from legionella2 pneumophila
57	c2rekA	Alignment	not modelled	99.8	20 PDB header: transcription Chain: A: PDB Molecule: putative tetr-family transcriptional regulator; PDBTitle: crystal structure of tetr-family transcriptional regulator
58	c2hkuB	Alignment	not modelled	99.8	16 PDB header: transcription regulator Chain: B: PDB Molecule: a putative transcriptional regulator; PDBTitle: structural genomics, the crystal structure of a putative2 transcriptional regulator from rhodococcus sp. rha1
59	c2qwtA	Alignment	not modelled	99.8	22 PDB header: transcription Chain: A: PDB Molecule: transcriptional regulator, tetr family; PDBTitle: crystal structure of the tetr transcription regulatory2 protein from mycobacterium vanbaalenii
60	c2qibA	Alignment	not modelled	99.8	14 PDB header: transcription Chain: A: PDB Molecule: tetr-family transcriptional regulator; PDBTitle: crystal structure of tetr-family transcriptional regulator from2 streptomyces coelicolor
61	c3b81A	Alignment	not modelled	99.8	15 PDB header: transcription regulator Chain: A: PDB Molecule: transcriptional regulator, acrr family; PDBTitle: crystal structure of predicted dna-binding transcriptional regulator2 of tetr/acrr family (np_350189.1) from clostridium acetobutylicum at3 2.10 a resolution
62	c3f1bA	Alignment	not modelled	99.8	16 PDB header: transcription regulator Chain: A: PDB Molecule: tetr-like transcriptional regulator; PDBTitle: the crystal structure of a tetr-like transcriptional regulator from2 rhodococcus sp. rha1.
63	c3bjbE	Alignment	not modelled	99.8	16 PDB header: transcription regulator Chain: E: PDB Molecule: probable transcriptional regulator, tetr family protein; PDBTitle: crystal structure of a tetr transcriptional regulator from rhodococcus2 sp. rha1
64	c2qcoA	Alignment	not modelled	99.8	13 PDB header: transcription Chain: A: PDB Molecule: cmer; PDBTitle: crystal structure of the transcriptional regulator cmer from2 campylobacter jejuni
65	c3knwB	Alignment	not modelled	99.8	16 PDB header: transcription regulator Chain: B: PDB Molecule: putative transcriptional regulator (tetr/acrr family); PDBTitle: crystal structure of a putative transcriptional regulator (tetr/acrr2 family member) from putative transcriptional regulator (tetr/acrr3 family)
66	c2q24A	Alignment	not modelled	99.8	20 PDB header: transcription Chain: A: PDB Molecule: putative tetr family transcriptional regulator; PDBTitle: crystal structure of tetr transcriptional regulator sco0520 from2 streptomyces coelicolor
67	c3qkxB	Alignment	not modelled	99.8	15 PDB header: transcription regulator Chain: B: PDB Molecule: uncharacterized hth-type transcriptional regulator hi_0893; PDBTitle: crystal structure of a tetr-family transcriptional regulator (hi0893)2 from haemophilus influenzae rd at 2.35 a resolution
68	c3cwrA	Alignment	not modelled	99.8	11 PDB header: transcription regulator Chain: A: PDB Molecule: transcriptional regulator, tetr family; PDBTitle: crystal structure of transcriptional regulator of tetr2 family (yp_425770.1) from rhodospirillum rubrum atcc 111703 at 1.50 a resolution
69	c3g7rB	Alignment	not modelled	99.8	16 PDB header: transcription regulator Chain: B: PDB Molecule: putative transcriptional regulator; PDBTitle: crystal structure of sco4454, a tetr-family transcriptional2 regulator from streptomyces coelicolor
70	c2oi8A	Alignment	not modelled	99.8	15 PDB header: transcription Chain: A: PDB Molecule: putative regulatory protein sco4313; PDBTitle: crystal structure of putative regulatory protein sco4313
71	c3dpiB	Alignment	not modelled	99.8	17 PDB header: dna binding protein Chain: B: PDB Molecule: transcription regulator, tetr family; PDBTitle: the crystal structure of a tetr transcription regulator2 from silicibacter pomeroyi dss
72	c3nnrA	Alignment	not modelled	99.8	14 PDB header: transcription Chain: A: PDB Molecule: transcriptional regulator, tetr family; PDBTitle: crystal structure of a tetr-family transcriptional regulator2 (maqu_3571) from marinobacter aquaeolei vt8 at 2.49 a resolution
73	c2zcxA	Alignment	not modelled	99.8	14 PDB header: transcription Chain: A: PDB Molecule: tetr-family transcriptional regulator; PDBTitle: crystal structure of tetr family transcriptional regulator2 sco7815
					PDB header: transcription regulator

74	c3c07B_	Alignment	not modelled	99.8	17	Chain: B: PDB Molecule: putative tetr-family transcriptional regulator; PDBTitle: crystal structure of a tetr family transcriptional regulator from2 streptomyces coelicolor a3(2)
75	c3g56A_	Alignment	not modelled	99.8	17	PDB header: dna binding protein Chain: A: PDB Molecule: regulator of macrolide 2'-phosphotransferase i; PDBTitle: structure of the macrolide biosensor protein, mphr(a)
76	c1t33B_	Alignment	not modelled	99.8	15	PDB header: transcription Chain: B: PDB Molecule: putative transcriptional repressor (tetr/acrr family); PDBTitle: structural genomics, the crystal structure of a putative2 transcriptional repressor (tetr/acrr family) from salmonella3 typhimurim lt2
77	c2i10A_	Alignment	not modelled	99.8	15	PDB header: transcription Chain: A: PDB Molecule: putative tetr transcriptional regulator; PDBTitle: putative tetr transcriptional regulator from rhodococcus sp. rha1
78	c2d6yA_	Alignment	not modelled	99.8	15	PDB header: gene regulation Chain: A: PDB Molecule: putative tetr family regulatory protein; PDBTitle: crystal structure of transcriptional factor sco4008 from streptomyces2 coelicolor a3(2)
79	c3colB_	Alignment	not modelled	99.8	12	PDB header: transcription regulator Chain: B: PDB Molecule: putative transcription regulator; PDBTitle: crystal structure of putative transcription regulator from2 lactobacillus plantarum
80	c3jsjC_	Alignment	not modelled	99.8	15	PDB header: transcription Chain: C: PDB Molecule: putative tetr-family transcriptional regulator; PDBTitle: crystal structure of a putative tetr-transcriptional regulator2 (sav143) from streptomyces avermitilis ma-4680 at 2.10 a resolution
81	c3mn1A_	Alignment	not modelled	99.8	15	PDB header: transcription regulator Chain: A: PDB Molecule: transcriptional regulatory protein (probably tetr-family); PDBTitle: the crystal structure of kstr (rv3574) from mycobacterium tuberculosis2 h37rv
82	c2dg8D_	Alignment	not modelled	99.8	16	PDB header: gene regulation Chain: D: PDB Molecule: putative tetr-family transcriptional regulatory protein; PDBTitle: crystal structure of the putative trasncriptional regulator sco75182 from streptomyces coelicolor a3(2)
83	c3kkcB_	Alignment	not modelled	99.8	19	PDB header: transcription regulator Chain: B: PDB Molecule: tetr family transcriptional regulator; PDBTitle: the crystal structure of tetr transcriptional regulator from2 streptococcus agalactiae 2603v
84	c2of7A_	Alignment	not modelled	99.8	14	PDB header: transcription Chain: A: PDB Molecule: putative tetr-family transcriptional regulator; PDBTitle: structural genomics, the crystal structure of a tetr-family2 transcriptional regulator from streptomyces coelicolor a3
85	c1zk8A_	Alignment	not modelled	99.8	14	PDB header: transcription regulator Chain: A: PDB Molecule: transcriptional regulator, tetr family; PDBTitle: crystal structure of transcriptional regulator from bacillus cereus2 atcc 14579
86	c3geuC_	Alignment	not modelled	99.8	14	PDB header: cell adhesion Chain: C: PDB Molecule: intercellular adhesion protein r; PDBTitle: crystal structure of icar from staphylococcus aureus, a member of the2 tetracycline repressor protein family
87	c2iu5A_	Alignment	not modelled	99.8	14	PDB header: transcription Chain: A: PDB Molecule: hth-type dhaklm operon transcriptional activator dhas; PDBTitle: dihydroxyacetone kinase operon activator dhas
88	c3aqsD_	Alignment	not modelled	99.8	20	PDB header: transcription regulator Chain: D: PDB Molecule: bacterial regulatory proteins, tetr family; PDBTitle: crystal structure of rolr (ncgl1110) without ligand
89	c3iuvA_	Alignment	not modelled	99.8	18	PDB header: structural genomics, unknown function Chain: A: PDB Molecule: uncharacterized tetr family protein; PDBTitle: the structure of a member of tetr family (sco1917) from2 streptomyces coelicolor a3
90	c2dg7A_	Alignment	not modelled	99.8	15	PDB header: gene regulation Chain: A: PDB Molecule: putative transcriptional regulator; PDBTitle: crystal structure of the putative transcriptional regulator sco03372 from streptomyces coelicolor a3(2)
91	c1sgmA_	Alignment	not modelled	99.8	16	PDB header: transcription Chain: A: PDB Molecule: putative hth-type transcriptional regulator yxaf; PDBTitle: crystal structure of hypothetical protein yxaf
92	c3cd1A_	Alignment	not modelled	99.8	18	PDB header: transcription regulator Chain: A: PDB Molecule: transcriptional regulator aefr; PDBTitle: crystal structure of a tetr family transcriptional regulator from2 pseudomonas syringae pv. tomato str. dc3000
93	c3nxCa_	Alignment	not modelled	99.8	17	PDB header: dna binding protein Chain: A: PDB Molecule: hth-type protein slma; PDBTitle: molecular mechanism by which the escherichia coli nucleoid occlusion2 factor, slma, keeps cytokinesis in check
94	c2eh3A_	Alignment	not modelled	99.8	17	PDB header: transcription Chain: A: PDB Molecule: transcriptional regulator; PDBTitle: crystal structure of aq_1058, a transcriptional regulator (terr/acrr2 family) from aquifex aeolicus vf5
95	c2jk3A_	Alignment	not modelled	99.8	20	PDB header: transcription Chain: A: PDB Molecule: hemolysin ii regulatory protein; PDBTitle: crystal structure of the hlyiir mutant protein with2 residues 169-186 substituted by gssgssg linker
96	c2pz9A_	Alignment	not modelled	99.8	19	PDB header: transcription Chain: A: PDB Molecule: putative regulatory protein; PDBTitle: crystal structure of putative transcriptional regulator sco4942 from2 streptomyces coelicolor
97	c2yvha_	Alignment	not modelled	99.8	14	PDB header: transcription/dna Chain: A: PDB Molecule: transcriptional regulator; PDBTitle: crystal structure of the operator-binding form of the multi-drug2 binding transcriptional repressor cgmnr

98	c3o60A	Alignment	not modelled	99.8	14	PDB header: structural genomics, unknown function Chain: A: PDB Molecule: lin0861 protein; PDBTitle: the crystal structure of lin0861 from listeria innocua to 2.8a
99	c3kkdA	Alignment	not modelled	99.8	11	PDB header: transcription regulator Chain: A: PDB Molecule: transcriptional regulator; PDBTitle: structure of a putative tetr transcriptional regulator (pa3699) from2 pseudomonas aeruginosa pa01
100	c3bniA	Alignment	not modelled	99.8	16	PDB header: transcription regulator Chain: A: PDB Molecule: putative tetr-family transcriptional regulator; PDBTitle: crystal structure of tetr-family transcriptional regulator from2 streptomyces coelicolor
101	c1z0xA	Alignment	not modelled	99.8	12	PDB header: transcription Chain: A: PDB Molecule: transcriptional regulator, tetr family; PDBTitle: crystal structure of transcriptional regulator, tetr family from2 enterococcus faecalis v583
102	c2w53B	Alignment	not modelled	99.8	14	PDB header: transcription Chain: B: PDB Molecule: repressor; PDBTitle: structure of smet, the repressor of the stenotrophomonas2 maltophilia multidrug efflux pump smedef.
103	c3bqyA	Alignment	not modelled	99.7	12	PDB header: transcription regulator Chain: A: PDB Molecule: putative tetr family transcriptional regulator; PDBTitle: crystal structure of a possible tetr family transcriptional regulator2 from streptomyces coelicolor a3(2).
104	c2fd5A	Alignment	not modelled	99.7	15	PDB header: transcription regulator Chain: A: PDB Molecule: transcriptional regulator; PDBTitle: the crystal structure of a transcriptional regulator from pseudomonas2 aeruginosa pao1
105	c3b6aC	Alignment	not modelled	99.7	11	PDB header: transcription Chain: C: PDB Molecule: actr protein; PDBTitle: crystal structure of the streptomyces coelicolor tetr2 family protein actr in complex with actinorhodin
106	c3fiwB	Alignment	not modelled	99.7	13	PDB header: transcription regulator Chain: B: PDB Molecule: putative tetr-family transcriptional regulator; PDBTitle: structure of sco0253, a tetr-family transcriptional regulator from2 streptomyces coelicolor
107	c3crjC	Alignment	not modelled	99.7	13	PDB header: transcription regulator Chain: C: PDB Molecule: transcription regulator; PDBTitle: crystal structure of a tetr transcription regulator from haloarcula2 marismortui atcc 43049
108	c2zcmB	Alignment	not modelled	99.7	16	PDB header: transcription Chain: B: PDB Molecule: biofilm operon icaabcd hth-type negative transcriptional PDBTitle: crystal structure of icar, a repressor of the tetr family
109	c2qkoA	Alignment	not modelled	99.7	14	PDB header: transcription Chain: A: PDB Molecule: possible transcriptional regulator, tetr family protein; PDBTitle: crystal structure of transcriptional regulator rha06399 from2 rhodococcus sp. rha1
110	c2y31A	Alignment	not modelled	99.7	10	PDB header: transcription Chain: A: PDB Molecule: putative repressor simreg2; PDBTitle: simocyclinone c4 bound form of tetr-like repressor simr
111	c3ni7A	Alignment	not modelled	99.7	14	PDB header: transcription regulator Chain: A: PDB Molecule: bacterial regulatory proteins, tetr family; PDBTitle: crystal structure of the tetr transcriptional regulator from2 nitrosomonas europaea atcc 19718
112	c1bjzA	Alignment	not modelled	99.7	14	PDB header: transcription regulation Chain: A: PDB Molecule: tetracycline repressor; PDBTitle: tetracycline chelated mg2+-ion initiates helix unwinding for tet2 repressor induction
113	c2hxoB	Alignment	not modelled	99.7	16	PDB header: transcription Chain: B: PDB Molecule: putative tetr-family transcriptional regulator; PDBTitle: structure of the transcriptional regulator sco7222, a tetr from2 streptomyces coelicolor
114	c3egqB	Alignment	not modelled	99.7	17	PDB header: transcription Chain: B: PDB Molecule: tetr family transcriptional regulator; PDBTitle: crystal structure of a tetr-family transcriptional regulator (af_1817)2 from archaeoglobus fulgidus at 2.55 a resolution
115	c2guhA	Alignment	not modelled	99.7	18	PDB header: transcription Chain: A: PDB Molecule: putative tetr-family transcriptional regulator; PDBTitle: crystal structure of the putative tetr-family transcriptional2 regulator from rhodococcus sp. rha1
116	c2g71A	Alignment	not modelled	99.7	12	PDB header: transcription Chain: A: PDB Molecule: tetr-family transcriptional regulator; PDBTitle: crystal structure of putative transcription regulator sco7704 from2 streptomyces coelicor
117	c2vprA	Alignment	not modelled	99.7	12	PDB header: transcription Chain: A: PDB Molecule: tetracycline resistance repressor protein; PDBTitle: tet repressor class h in complex with 5a,6-2 anhydrotetracycline-mg
118	c3lj1B	Alignment	not modelled	99.6	13	PDB header: transcription regulator Chain: B: PDB Molecule: transcriptional regulator luxt; PDBTitle: the crystal structure of the full-length transcriptional regulator2 luxt from vibrio parahaemolyticus rimd 2210633.
119	c2hxiA	Alignment	not modelled	99.6	16	PDB header: transcription Chain: A: PDB Molecule: putative transcriptional regulator; PDBTitle: structural genomics, the crystal structure of a putative2 transcriptional regulator from streptomyces coelicolor a3(2)
120	c2oerA	Alignment	not modelled	99.6	11	PDB header: transcription Chain: A: PDB Molecule: probable transcriptional regulator; PDBTitle: probable transcriptional regulator from pseudomonas2 aeruginosa