

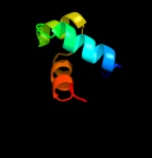
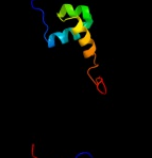

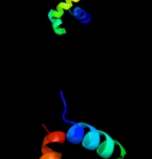



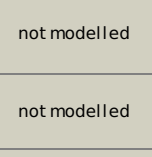


#	Template	Alignment Coverage	3D Model	Confidence	% i.d.	Template Information
1	c2rn7A_	 Alignment		99.8	19	PDB header: unknown function Chain: A; PDB Molecule: is629 orfa; PDBTitle: nmr solution structure of tnpe protein from shigella2 flexneri. northeast structural genomics target sfr125
2	d2jn6a1	 Alignment		99.8	21	Fold: DNA/RNA-binding 3-helical bundle Superfamily: Homeodomain-like Family: Cgl2762-like
3	c2elha_	 Alignment		98.3	20	PDB header: dna binding protein Chain: A; PDB Molecule: cg11849-pa; PDBTitle: solution structure of the cenp-b n-terminal dna-binding2 domain of fruit fly distal antenna cg11849-pa
4	c1hlvA_	 Alignment		98.2	15	PDB header: dna binding protein/dna Chain: A; PDB Molecule: major centromere autoantigen b; PDBTitle: crystal structure of cenp-b(1-129) complexed with the cenp-2 b box dna
5	d1pdnc_	 Alignment		98.1	12	Fold: DNA/RNA-binding 3-helical bundle Superfamily: Homeodomain-like Family: Paired domain
6	c6paxA_	 Alignment		98.0	12	PDB header: gene regulation/dna Chain: A; PDB Molecule: homeobox protein pax-6; PDBTitle: crystal structure of the human pax-6 paired domain-dna2 complex reveals a general model for pax protein-dna3 interactions
7	d6paxa1	 Alignment		98.0	12	Fold: DNA/RNA-binding 3-helical bundle Superfamily: Homeodomain-like Family: Paired domain
8	d1k78a1	 Alignment		98.0	10	Fold: DNA/RNA-binding 3-helical bundle Superfamily: Homeodomain-like Family: Paired domain
9	c1u78A_	 Alignment		97.9	11	PDB header: dna binding protein/dna Chain: A; PDB Molecule: transposable element tc3 transposase; PDBTitle: structure of the bipartite dna-binding domain of tc32 transposase bound to transposon dna
10	d1hlva1	 Alignment		97.9	18	Fold: DNA/RNA-binding 3-helical bundle Superfamily: Homeodomain-like Family: Centromere-binding
11	d1bw6a_	 Alignment		97.8	18	Fold: DNA/RNA-binding 3-helical bundle Superfamily: Homeodomain-like Family: Centromere-binding

12	c3hefB_	Alignment		97.4	13	PDB header: viral protein Chain: B: PDB Molecule: gene 1 protein; PDBTitle: crystal structure of the bacteriophage sf6 terminase small2 subunit
13	c2gloA_	Alignment		97.3	22	PDB header: transcription/dna Chain: A: PDB Molecule: brinker cg9653-pa; PDBTitle: solution structure of the brinker dna binding domain in2 complex with the omb enhancer
14	d2coba1	Alignment		97.1	14	Fold: DNA/RNA-binding 3-helical bundle Superfamily: Homeodomain-like Family: Psq domain
15	c2k27A_	Alignment		96.6	10	PDB header: transcription regulator Chain: A: PDB Molecule: paired box protein pax-8; PDBTitle: solution structure of human pax8 paired box domain
16	c2w48D_	Alignment		96.2	17	PDB header: transcription Chain: D: PDB Molecule: sorbitol operon regulator; PDBTitle: crystal structure of the full-length sorbitol operon2 regulator sorc from klebsiella pneumoniae
17	d2ao9a1	Alignment		96.1	31	Fold: DNA/RNA-binding 3-helical bundle Superfamily: Homeodomain-like Family: Nanomeric phage protein-like
18	c2r0qF_	Alignment		95.4	11	PDB header: recombination/dna Chain: F: PDB Molecule: putative transposon tn552 dna-invertase bin3; PDBTitle: crystal structure of a serine recombinase- dna regulatory2 complex
19	d1ntca_	Alignment		95.3	24	Fold: DNA/RNA-binding 3-helical bundle Superfamily: Homeodomain-like Family: FIS-like
20	d1fipa_	Alignment		95.2	21	Fold: DNA/RNA-binding 3-helical bundle Superfamily: Homeodomain-like Family: FIS-like
21	cliufA_	Alignment	not modelled	95.1	8	PDB header: dna binding protein Chain: A: PDB Molecule: centromere abp1 protein; PDBTitle: low resolution solution structure of the two dna-binding2 domains in schizosaccharomyces pombe abp1 protein
22	d1umqa_	Alignment	not modelled	94.8	24	Fold: DNA/RNA-binding 3-helical bundle Superfamily: Homeodomain-like Family: FIS-like
23	c1umqA_	Alignment	not modelled	94.8	24	PDB header: dna-binding protein Chain: A: PDB Molecule: photosynthetic apparatus regulatory protein; PDBTitle: solution structure and dna binding of the effector domain2 from the global regulator prra(rega) from r. sphaeroides:3 insights into dna binding specificity
24	d1etxa_	Alignment	not modelled	94.8	21	Fold: DNA/RNA-binding 3-helical bundle Superfamily: Homeodomain-like Family: FIS-like
25	c2ao9H_	Alignment	not modelled	94.7	26	PDB header: structural genomics, unknown function Chain: H: PDB Molecule: phage protein; PDBTitle: structural genomics, the crystal structure of a phage protein2 (phbc6a51) from bacillus cereus atcc 14579
26	d1ocpa_	Alignment	not modelled	94.7	20	Fold: DNA/RNA-binding 3-helical bundle Superfamily: Homeodomain-like Family: Homeodomain
27	c2l9rA_	Alignment	not modelled	94.5	18	PDB header: transcription Chain: A: PDB Molecule: homeobox protein nkx-3.1; PDBTitle: solution nmr structure of homeobox domain of homeobox protein nkx-3.12 from homo sapiens, northeast structural genomics consortium target3 hr6470a
28	d1gt0c1	Alignment	not modelled	94.2	20	Fold: DNA/RNA-binding 3-helical bundle Superfamily: Homeodomain-like

					Family: Homeodomain
29	c3e7ID_	Alignment	not modelled	94.2	23 PDB header: transcription regulator Chain: D: PDB Molecule: transcriptional regulator (ntrc family); PDBTitle: crystal structure of sigma54 activator ntrc4's dna binding2 domain
30	d2ezla_	Alignment	not modelled	94.2	22 Fold: DNA/RNA-binding 3-helical bundle Superfamily: Homeodomain-like Family: Recombinase DNA-binding domain
31	c2gm4B_	Alignment	not modelled	94.0	13 PDB header: recombination, dna Chain: B: PDB Molecule: transposon gamma-delta resolvase; PDBTitle: an activated, tetrameric gamma-delta resolvase: hin chimaera bound to2 cleaved dna
32	c2da1A_	Alignment	not modelled	93.7	16 PDB header: transcription Chain: A: PDB Molecule: alpha-fetoprotein enhancer binding protein; PDBTitle: solution structure of the first homeobox domain of at-2 binding transcription factor 1 (atbf1)
33	d2cuea1	Alignment	not modelled	93.7	21 Fold: DNA/RNA-binding 3-helical bundle Superfamily: Homeodomain-like Family: Homeodomain
34	d1rzsa_	Alignment	not modelled	93.7	14 Fold: lambda repressor-like DNA-binding domains Superfamily: lambda repressor-like DNA-binding domains Family: Phage repressors
35	c2da2A_	Alignment	not modelled	93.7	11 PDB header: transcription Chain: A: PDB Molecule: alpha-fetoprotein enhancer binding protein; PDBTitle: solution structure of the second homeobox domain of at-2 binding transcription factor 1 (atbf1)
36	c2dmuA_	Alignment	not modelled	93.6	23 PDB header: dna binding protein Chain: A: PDB Molecule: homeobox protein gooseoid; PDBTitle: solution structure of the homeobox domain of homeobox2 protein gooseoid
37	c2dmsA_	Alignment	not modelled	93.6	18 PDB header: dna binding protein Chain: A: PDB Molecule: homeobox protein otx2; PDBTitle: solution structure of the homeobox domain of homeobox2 protein otx2
38	d2eloal	Alignment	not modelled	93.5	27 Fold: DNA/RNA-binding 3-helical bundle Superfamily: Homeodomain-like Family: Homeodomain
39	d2craa1	Alignment	not modelled	93.1	21 Fold: DNA/RNA-binding 3-helical bundle Superfamily: Homeodomain-like Family: Homeodomain
40	c2pbxB_	Alignment	not modelled	93.1	35 PDB header: transcription Chain: B: PDB Molecule: hemagglutinin/protease regulatory protein; PDBTitle: vibrio cholerae hapr
41	c1or7A_	Alignment	not modelled	93.0	5 PDB header: transcription Chain: A: PDB Molecule: rna polymerase sigma-e factor; PDBTitle: crystal structure of escherichia coli sigmae with the cytoplasmic2 domain of its anti-sigma rsea
42	d1b8ia_	Alignment	not modelled	93.0	24 Fold: DNA/RNA-binding 3-helical bundle Superfamily: Homeodomain-like Family: Homeodomain
43	d1ahdp_	Alignment	not modelled	93.0	27 Fold: DNA/RNA-binding 3-helical bundle Superfamily: Homeodomain-like Family: Homeodomain
44	d1or7a1	Alignment	not modelled	92.8	5 Fold: DNA/RNA-binding 3-helical bundle Superfamily: Sigma3 and sigma4 domains of RNA polymerase sigma factors Family: Sigma4 domain
45	d1bw5a_	Alignment	not modelled	92.8	7 Fold: DNA/RNA-binding 3-helical bundle Superfamily: Homeodomain-like Family: Homeodomain
46	c3a01A_	Alignment	not modelled	92.8	27 PDB header: gene regulation/dna Chain: A: PDB Molecule: homeodomain-containing protein; PDBTitle: crystal structure of aristaless and clawless homeodomains bound to dna
47	c3mzyA_	Alignment	not modelled	92.7	20 PDB header: rna binding protein Chain: A: PDB Molecule: rna polymerase sigma-h factor; PDBTitle: the crystal structure of the rna polymerase sigma-h factor from2 fusobacterium nucleatum to 2.5a
48	d1wh7a_	Alignment	not modelled	92.7	21 Fold: DNA/RNA-binding 3-helical bundle Superfamily: Homeodomain-like Family: Homeodomain
49	c2djna_	Alignment	not modelled	92.7	23 PDB header: transcription Chain: A: PDB Molecule: homeobox protein dlx-5; PDBTitle: the solution structure of the homeobox domain of human2 homeobox protein dlx-5
50	d1ig7a_	Alignment	not modelled	92.7	22 Fold: DNA/RNA-binding 3-helical bundle Superfamily: Homeodomain-like Family: Homeodomain
51	d1zq3p1	Alignment	not modelled	92.7	14 Fold: DNA/RNA-binding 3-helical bundle Superfamily: Homeodomain-like Family: Homeodomain
52	d1p7ia_	Alignment	not modelled	92.6	25 Fold: DNA/RNA-binding 3-helical bundle Superfamily: Homeodomain-like Family: Homeodomain
53	c2k40A_	Alignment	not modelled	92.6	17 PDB header: dna binding protein Chain: A: PDB Molecule: homeobox expressed in es cells 1; PDBTitle: nmr structure of hexs-1 homeodomain double mutant r311/e421
54	d2hddb_	Alignment	not modelled	92.5	27 Fold: DNA/RNA-binding 3-helical bundle Superfamily: Homeodomain-like Family: Homeodomain

55	c2o8xA	Alignment	not modelled	92.5	10	PDB header: transcription Chain: A: PDB Molecule: probable rna polymerase sigma-c factor; PDBTitle: crystal structure of the "-35 element" promoter recognition domain of2 mycobacterium tuberculosis sigc
56	d1fjla	Alignment	not modelled	92.5	21	Fold: DNA/RNA-binding 3-helical bundle Superfamily: Homeodomain-like Family: Homeodomain
57	d1wh5a	Alignment	not modelled	92.4	27	Fold: DNA/RNA-binding 3-helical bundle Superfamily: Homeodomain-like Family: Homeodomain
58	c3bd1B	Alignment	not modelled	92.3	30	PDB header: transcription Chain: B: PDB Molecule: cro protein; PDBTitle: structure of the cro protein from putative prophage element xfaso 1 in2 xylella fastidiosa strain ann-1
59	d1vnda	Alignment	not modelled	92.3	16	Fold: DNA/RNA-binding 3-helical bundle Superfamily: Homeodomain-like Family: Homeodomain
60	d1octc1	Alignment	not modelled	92.3	20	Fold: DNA/RNA-binding 3-helical bundle Superfamily: Homeodomain-like Family: Homeodomain
61	d1f43a	Alignment	not modelled	92.2	20	Fold: DNA/RNA-binding 3-helical bundle Superfamily: Homeodomain-like Family: Homeodomain
62	d1rp3a2	Alignment	not modelled	92.1	10	Fold: DNA/RNA-binding 3-helical bundle Superfamily: Sigma3 and sigma4 domains of RNA polymerase sigma factors Family: Sigma4 domain
63	d1nk3p	Alignment	not modelled	92.1	16	Fold: DNA/RNA-binding 3-helical bundle Superfamily: Homeodomain-like Family: Homeodomain
64	d1fjlb	Alignment	not modelled	92.1	22	Fold: DNA/RNA-binding 3-helical bundle Superfamily: Homeodomain-like Family: Homeodomain
65	d1etob	Alignment	not modelled	92.0	18	Fold: DNA/RNA-binding 3-helical bundle Superfamily: Homeodomain-like Family: FIS-like
66	d1ftza	Alignment	not modelled	92.0	28	Fold: DNA/RNA-binding 3-helical bundle Superfamily: Homeodomain-like Family: Homeodomain
67	c1s7eA	Alignment	not modelled	91.9	23	PDB header: transcription Chain: A: PDB Molecule: hepatocyte nuclear factor 6; PDBTitle: solution structure of hnf-6
68	d1au7a1	Alignment	not modelled	91.8	20	Fold: DNA/RNA-binding 3-helical bundle Superfamily: Homeodomain-like Family: Homeodomain
69	d1ztra1	Alignment	not modelled	91.7	29	Fold: DNA/RNA-binding 3-helical bundle Superfamily: Homeodomain-like Family: Homeodomain
70	d1xsva	Alignment	not modelled	91.6	8	Fold: DNA/RNA-binding 3-helical bundle Superfamily: Sigma3 and sigma4 domains of RNA polymerase sigma factors Family: YlxM/p13-like
71	d1ftta	Alignment	not modelled	91.6	20	Fold: DNA/RNA-binding 3-helical bundle Superfamily: Homeodomain-like Family: Homeodomain
72	d1yz8p1	Alignment	not modelled	91.6	15	Fold: DNA/RNA-binding 3-helical bundle Superfamily: Homeodomain-like Family: Homeodomain
73	d1pufa	Alignment	not modelled	91.5	25	Fold: DNA/RNA-binding 3-helical bundle Superfamily: Homeodomain-like Family: Homeodomain
74	c3d1nK	Alignment	not modelled	91.5	23	PDB header: transcription regulator/dna Chain: K: PDB Molecule: pou domain, class 6, transcription factor 1; PDBTitle: structure of human brn-5 transcription factor in complex2 with corticotrophin-releasing hormone gene promoter
75	d1jgga	Alignment	not modelled	91.4	20	Fold: DNA/RNA-binding 3-helical bundle Superfamily: Homeodomain-like Family: Homeodomain
76	c2dmtA	Alignment	not modelled	91.4	19	PDB header: dna binding protein Chain: A: PDB Molecule: homeobox protein barh-like 1; PDBTitle: solution structure of the homeobox domain of homeobox2 protein barh-like 1
77	c2vz4A	Alignment	not modelled	91.4	13	PDB header: transcription Chain: A: PDB Molecule: hth-type transcriptional activator tipa; PDBTitle: the n-terminal domain of merr-like protein tipal bound to2 promoter dna
78	d1zs4a1	Alignment	not modelled	91.3	24	Fold: lambda repressor-like DNA-binding domains Superfamily: lambda repressor-like DNA-binding domains Family: Bacteriophage CII protein
79	d1ijwc	Alignment	not modelled	91.1	16	Fold: DNA/RNA-binding 3-helical bundle Superfamily: Homeodomain-like Family: Recombinase DNA-binding domain
80	c2e7xA	Alignment	not modelled	90.7	23	PDB header: transcription regulator Chain: A: PDB Molecule: 150aa long hypothetical transcriptional regulator; PDBTitle: structure of the lrp/asnc like transcriptional regulator from2 sulfolobus tokodaii 7 complexed with its cognate ligand
81	c2ds4A	Alignment	not modelled	90.7	20	PDB header: structural genomics, unknown function Chain: A: PDB Molecule: hypothetical protein dkfzp686k21156;

81	c2da4A	Alignment	not modelled	90.7	20	PDBTitle: solution structure of the homeobox domain of the2 hypothetical protein, dkfzp686k21156 PDB header: transcription/membrane protein Chain: A: PDB Molecule: rna polymerase sigma factor;
82	c3hugA	Alignment	not modelled	90.6	18	PDBTitle: crystal structure of mycobacterium tuberculosis anti-sigma factor rslA2 in complex with -35 promoter binding domain of sigl PDB header: transcription regulation Chain: A: PDB Molecule: homeobox protein nanog;
83	c2kt0A	Alignment	not modelled	90.4	18	PDBTitle: solution structure of human stem cell transcription factor nanog2 homeodomain fragment PDB header: transcription Chain: H: PDB Molecule: transcriptional regulator, Irp/asnc family;
84	c2p6tH	Alignment	not modelled	90.4	10	PDBTitle: crystal structure of transcriptional regulator nmb0573 and l-leucine2 complex from neisseria meningitidis PDB header: transcription Chain: B: PDB Molecule: regulatory protein asnc;
85	c2cg4B	Alignment	not modelled	90.4	8	PDBTitle: structure of e.coli asnc PDB header: dna binding protein Chain: A: PDB Molecule: zinc fingers and homeoboxes protein 3;
86	c2da5A	Alignment	not modelled	90.3	14	PDBTitle: solution structure of the second homeobox domain of zinc2 fingers and homeoboxes protein 3 (triple homeobox 13 protein) Fold: DNA/RNA-binding 3-helical bundle Superfamily: Homeodomain-like Family: Recombinase DNA-binding domain
87	d1hcra	Alignment	not modelled	90.3	16	Fold: DNA/RNA-binding 3-helical bundle Superfamily: Homeodomain-like Family: Homeodomain
88	d1du6a	Alignment	not modelled	90.1	14	Fold: DNA/RNA-binding 3-helical bundle Superfamily: Homeodomain-like Family: Homeodomain
89	c3i4pA	Alignment	not modelled	90.0	12	PDB header: transcription regulator Chain: A: PDB Molecule: transcriptional regulator, asnc family; PDBTitle: crystal structure of asnc family transcriptional regulator from2 agrobacterium tumefaciens
90	d2ecba1	Alignment	not modelled	90.0	9	Fold: DNA/RNA-binding 3-helical bundle Superfamily: Homeodomain-like Family: Homeodomain
91	c2cfxD	Alignment	not modelled	89.9	5	PDB header: transcription Chain: D: PDB Molecule: hth-type transcriptional regulator Irpc; PDBTitle: structure of b.subtilis Irpc
92	c2ia0A	Alignment	not modelled	89.9	18	PDB header: structural genomics, unknown function Chain: A: PDB Molecule: putative hth-type transcriptional regulator pf0864; PDBTitle: transcriptional regulatory protein pf0864 from pyrococcus furiosus a2 member of the asnc family (pf0864)
93	d1hdpa	Alignment	not modelled	89.9	17	Fold: DNA/RNA-binding 3-helical bundle Superfamily: Homeodomain-like Family: Homeodomain
94	c2dmqA	Alignment	not modelled	89.8	16	PDB header: dna binding protein Chain: A: PDB Molecule: lim/homeobox protein lhx9; PDBTitle: solution structure of the homeobox domain of lim/homeobox2 protein lhx9
95	d2ecca1	Alignment	not modelled	89.7	11	Fold: DNA/RNA-binding 3-helical bundle Superfamily: Homeodomain-like Family: Homeodomain
96	c3l1pA	Alignment	not modelled	89.6	20	PDB header: transcription/dna Chain: A: PDB Molecule: pou domain, class 5, transcription factor 1; PDBTitle: pou protein:dna complex PDB header: transcription Chain: A: PDB Molecule: alpha-fetoprotein enhancer binding protein;
97	c2da3A	Alignment	not modelled	89.5	18	PDBTitle: solution structure of the third homeobox domain of at-2 binding transcription factor 1 (atbf1) PDB header: dna-binding protein Chain: A: PDB Molecule: transcriptional regulatory protein;
98	c2vbzA	Alignment	not modelled	89.5	10	PDBTitle: feast or famine regulatory protein (rv3291c)from m.2 tuberculosis complexed with l-tryptophan Fold: DNA/RNA-binding 3-helical bundle Superfamily: Homeodomain-like Family: Homeodomain
99	d1b72a	Alignment	not modelled	89.4	24	Fold: DNA/RNA-binding 3-helical bundle Superfamily: Homeodomain-like Family: Homeodomain
100	c2kpiA	Alignment	not modelled	89.4	9	PDB header: transcription regulator Chain: A: PDB Molecule: sos-response transcriptional repressor, lexa; PDBTitle: solution structure of protein sos-response transcriptional2 repressor, lexa from eubacterium rectale. northeast3 structural genomics consortium target err9a
101	d1q06a	Alignment	not modelled	88.9	13	Fold: Putative DNA-binding domain Superfamily: Putative DNA-binding domain Family: DNA-binding N-terminal domain of transcription activators
102	c2krfB	Alignment	not modelled	88.6	13	PDB header: transcription Chain: B: PDB Molecule: transcriptional regulatory protein coma; PDBTitle: nmr solution structure of the dna binding domain of competence protein2 a
103	c1hf0A	Alignment	not modelled	88.5	20	PDB header: transcription factor Chain: A: PDB Molecule: octamer-binding transcription factor 1; PDBTitle: crystal structure of the dna-binding domain of oct-1 bound2 to dna as a dimer
104	d1ulya	Alignment	not modelled	88.4	17	Fold: DNA/RNA-binding 3-helical bundle Superfamily: "Winged helix" DNA-binding domain Family: Hypothetical protein PH1932
105	d1pufb	Alignment	not modelled	88.3	13	Fold: DNA/RNA-binding 3-helical bundle Superfamily: Homeodomain-like Family: Homeodomain
						Fold: DNA/RNA-binding 3-helical bundle

106	d1biaa1	Alignment	not modelled	88.2	5	Superfamily: "Winged helix" DNA-binding domain Family: Biotin repressor-like
107	d2esna1	Alignment	not modelled	88.1	22	Fold: DNA/RNA-binding 3-helical bundle Superfamily: "Winged helix" DNA-binding domain Family: LysR-like transcriptional regulators
108	d1e3oc1	Alignment	not modelled	88.1	18	Fold: DNA/RNA-binding 3-helical bundle Superfamily: Homeodomain-like Family: Homeodomain
109	c3op9A_	Alignment	not modelled	88.0	16	PDB header: transcription regulator Chain: A: PDB Molecule: pli0006 protein; PDBTitle: crystal structure of transcriptional regulator from listeria innocua
110	c1rp3G_	Alignment	not modelled	87.7	10	PDB header: transcription Chain: G: PDB Molecule: rna polymerase sigma factor sigma-28 (fliA); PDBTitle: cocrystal structure of the flagellar sigma/anti-sigma2 complex, sigma-28/flgm
111	c3e7qB_	Alignment	not modelled	87.4	4	PDB header: transcription regulator Chain: B: PDB Molecule: transcriptional regulator; PDBTitle: the crystal structure of the putative transcriptional regulator from2 pseudomonas aeruginosa pao1
112	c2l4aA_	Alignment	not modelled	87.0	13	PDB header: dna binding protein Chain: A: PDB Molecule: leucine responsive regulatory protein; PDBTitle: nmr structure of the dna-binding domain of e.coli lrp
113	d1adra_	Alignment	not modelled	87.0	17	Fold: lambda repressor-like DNA-binding domains Superfamily: lambda repressor-like DNA-binding domains Family: Phage repressors
114	d1x2na1	Alignment	not modelled	86.6	15	Fold: DNA/RNA-binding 3-helical bundle Superfamily: Homeodomain-like Family: Homeodomain
115	c1il9A_	Alignment	not modelled	86.6	18	PDB header: transcription Chain: A: PDB Molecule: transcriptional regulator lrpA; PDBTitle: crystal structure of the lrp-like transcriptional regulator from the2 archaeon pyrococcus furiosus
116	d2cg4a1	Alignment	not modelled	86.6	8	Fold: DNA/RNA-binding 3-helical bundle Superfamily: "Winged helix" DNA-binding domain Family: Lrp/AsnC-like transcriptional regulator N-terminal domain
117	d1s7ea1	Alignment	not modelled	86.5	18	Fold: DNA/RNA-binding 3-helical bundle Superfamily: Homeodomain-like Family: Homeodomain
118	c2dn0A_	Alignment	not modelled	86.2	20	PDB header: transcription Chain: A: PDB Molecule: zinc fingers and homeoboxes protein 3; PDBTitle: solution structure of the second homeobox domain of human2 zinc fingers and homeoboxes protein 3
119	d2oa4a1	Alignment	not modelled	86.2	8	Fold: DNA/RNA-binding 3-helical bundle Superfamily: TrpR-like Family: SPO1678-like
120	c2jmlA_	Alignment	not modelled	86.1	15	PDB header: transcription Chain: A: PDB Molecule: dna binding domain/transcriptional regulator; PDBTitle: solution structure of the n-terminal domain of cara repressor