
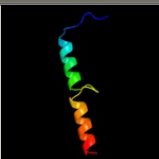



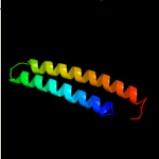


Phyre2

Email	l.a.kelley@imperial.ac.uk
Description	P76630
Date	Thu Jan 5 12:25:06 GMT 2012
Unique Job ID	3cb6f190672d8656

Detailed template information

#	Template	Alignment Coverage	3D Model	Confidence	% i.d.	Template Information
1	c2jwaA_	 Alignment		26.8	23	PDB header: transferase Chain: A: PDB Molecule: receptor tyrosine-protein kinase erbb-2; PDBTitle: erbb2 transmembrane segment dimer spatial structure
2	d2nr9a1	 Alignment		25.7	6	Fold: Rhomboid-like Superfamily: Rhomboid-like Family: Rhomboid-like
3	c3rkoK_	 Alignment		17.8	22	PDB header: oxidoreductase Chain: K: PDB Molecule: nadh-quinone oxidoreductase subunit k; PDBTitle: crystal structure of the membrane domain of respiratory complex i from2 e. coli at 3.0 angstrom resolution