







Phyre2

Email	l.a.kelley@imperial.ac.uk
Description	P76103
Date	Thu Jan 5 12:18:58 GMT 2012
Unique Job ID	37f028cc51c64aa8

Detailed template information

#	Template	Alignment Coverage	3D Model	Confidence	% i.d.	Template Information
1	c3qe7A_	 Alignment		100.0	17	PDB header: transport protein Chain: A: PDB Molecule: uracil permease; PDBTitle: crystal structure of uracil transporter--uraa
2	c3lpzA_	 Alignment		12.2	36	PDB header: protein transport Chain: A: PDB Molecule: get4 (yor164c homolog); PDBTitle: crystal structure of c. therm. get4
3	c1emzA_	 Alignment		7.1	38	PDB header: viral protein Chain: A: PDB Molecule: envelope glycoprotein e1; PDBTitle: solution structure of fragment (350-370) of the2 transmembrane domain of hepatitis c envelope glycoprotein3 e1