






























#	Template	Alignment Coverage	3D Model	Confidence	% i.d.	Template Information
1	c1oywA_	 Alignment		100.0	97	PDB header: hydrolase Chain: A: PDB Molecule: atp-dependent dna helicase; PDBTitle: structure of the recq catalytic core
2	c2v1xB_	 Alignment		100.0	33	PDB header: hydrolase Chain: B: PDB Molecule: atp-dependent dna helicase q1; PDBTitle: crystal structure of human recq-like dna helicase
3	c2xgjA_	 Alignment		100.0	19	PDB header: hydrolase/rna Chain: A: PDB Molecule: atp-dependent rna helicase dob1; PDBTitle: structure of mtr4, a dexh helicase involved in nuclear rna2 processing and surveillance
4	c3l9oA_	 Alignment		100.0	18	PDB header: hydrolase Chain: A: PDB Molecule: atp-dependent rna helicase dob1; PDBTitle: crystal structure of mtr4, a co-factor of the nuclear exosome
5	c1gm5A_	 Alignment		100.0	18	PDB header: helicase Chain: A: PDB Molecule: recg; PDBTitle: structure of recg bound to three-way dna junction
6	c1gl9B_	 Alignment		100.0	21	PDB header: topoisomerase Chain: B: PDB Molecule: reverse gyrase; PDBTitle: archaeoglobus fulgidus reverse gyrase complexed with adpnp
7	c2eyqA_	 Alignment		100.0	20	PDB header: hydrolase Chain: A: PDB Molecule: transcription-repair coupling factor; PDBTitle: crystal structure of escherichia coli transcription-repair2 coupling factor
8	c4a4zA_	 Alignment		100.0	20	PDB header: hydrolase Chain: A: PDB Molecule: antiviral helicase ski2; PDBTitle: crystal structure of the s. cerevisiae dexh helicase ski2 bound to2 amppnp
9	c1hv8B_	 Alignment		100.0	19	PDB header: rna binding protein Chain: B: PDB Molecule: putative atp-dependent rna helicase mj0669; PDBTitle: crystal structure of a dead box protein from the2 hyperthermophile methanococcus jannaschii
10	c2db3D_	 Alignment		100.0	18	PDB header: hydrolase/rna Chain: D: PDB Molecule: atp-dependent rna helicase vasa; PDBTitle: structural basis for rna unwinding by the dead-box protein2 drosophila vasa
11	c1s2mA_	 Alignment		100.0	22	PDB header: rna binding protein Chain: A: PDB Molecule: putative atp-dependent rna helicase dhh1; PDBTitle: crystal structure of the dead box protein dhh1p

12	c2va8A_	Alignment		100.0	25	PDB header: hydrolase Chain: A: PDB Molecule: ski2-type helicase; PDBTitle: dna repair helicase hel308
13	c2zj2A_	Alignment		100.0	23	PDB header: hydrolase Chain: A: PDB Molecule: putative ski2-type helicase; PDBTitle: archaeal dna helicase hjm apo state in form 1
14	c1xtkA_	Alignment		100.0	18	PDB header: gene regulation Chain: A: PDB Molecule: probable atp-dependent rna helicase p47; PDBTitle: structure of decd to dead mutation of human uap56
15	c3bxzA_	Alignment		100.0	18	PDB header: transport protein Chain: A: PDB Molecule: preprotein translocase subunit seca; PDBTitle: crystal structure of the isolated dead motor domains from2 escherichia coli seca
16	c3pexA_	Alignment		100.0	16	PDB header: hydrolase Chain: A: PDB Molecule: atp-dependent rna helicase dbp5; PDBTitle: s. cerevisiae dbp5 l327v bound to gle1 h337r and ip6
17	c3ewsA_	Alignment		100.0	17	PDB header: hydrolase Chain: A: PDB Molecule: atp-dependent rna helicase ddx19b; PDBTitle: human dead-box rna-helicase ddx19 in complex with adp
18	c2hxC_	Alignment		100.0	18	PDB header: hydrolase Chain: C: PDB Molecule: probable atp-dependent rna helicase ddx48; PDBTitle: crystal structure of human apo-eif4aiii
19	c3i5yA_	Alignment		100.0	18	PDB header: hydrolase/rna Chain: A: PDB Molecule: atp-dependent rna helicase mss116; PDBTitle: structure of mss116p bound to ssrna containing a single 5-bru and amp-2 pnp
20	c3rc8A_	Alignment		100.0	18	PDB header: hydrolase/rna Chain: A: PDB Molecule: atp-dependent rna helicase supv3l1, mitochondrial; PDBTitle: human mitochondrial helicase suv3 in complex with short rna fragment
21	c2z0mA_	Alignment	not modelled	100.0	20	PDB header: rna binding protein Chain: A: PDB Molecule: 337aa long hypothetical atp-dependent rna PDBTitle: crystal structure of hypothetical atp-dependent rna2 helicase from sulfolobus tokodaii
22	c2p6uA_	Alignment	not modelled	100.0	24	PDB header: dna binding protein Chain: A: PDB Molecule: afuhel308 helicase; PDBTitle: apo structure of the hel308 superfamily 2 helicase
23	c3fhtA_	Alignment	not modelled	100.0	17	PDB header: hydrolase/rna Chain: A: PDB Molecule: atp-dependent rna helicase ddx19b; PDBTitle: crystal structure of human dbp5 in complex with amppnp and rna
24	d1oywa3	Alignment	not modelled	100.0	97	Fold: P-loop containing nucleoside triphosphate hydrolases Superfamily: P-loop containing nucleoside triphosphate hydrolases Family: Tandem AAA-ATPase domain
25	c2i4iA_	Alignment	not modelled	100.0	19	PDB header: hydrolase Chain: A: PDB Molecule: atp-dependent rna helicase ddx3x; PDBTitle: crystal structure of human dead-box rna helicase ddx3x
26	c2vsxA_	Alignment	not modelled	100.0	18	PDB header: translation/hydrolase Chain: A: PDB Molecule: atp-dependent rna helicase eif4a; PDBTitle: crystal structure of a translation initiation complex
27	c3kx2A_	Alignment	not modelled	100.0	17	PDB header: hydrolase Chain: A: PDB Molecule: pre-mrna-splicing factor atp-dependent rna PDBTitle: crystal structure of prp43p in complex with adp
28	c3tmiA_	Alignment	not modelled	100.0	21	PDB header: hydrolase/rna Chain: A: PDB Molecule: atp-dependent rna helicase ddx58; PDBTitle: structural basis for rna recognition and activation of rig-i

29	c2jlrA_	Alignment	not modelled	100.0	17	PDB header: hydrolase Chain: A: PDB Molecule: serine protease subunit ns3; PDBTitle: dengue virus 4 ns3 helicase in complex with amppnp
30	c3oiyB_	Alignment	not modelled	100.0	17	PDB header: isomerase Chain: B: PDB Molecule: reverse gyrase helicase domain; PDBTitle: helicase domain of reverse gyrase from thermotoga maritima
31	c2fsgA_	Alignment	not modelled	100.0	17	PDB header: protein transport Chain: A: PDB Molecule: preprotein translocase seca subunit; PDBTitle: complex seca:atp from escherichia coli
32	c2z83A_	Alignment	not modelled	100.0	17	PDB header: viral protein Chain: A: PDB Molecule: helicase/nucleoside triphosphatase; PDBTitle: crystal structure of catalytic domain of japanese2 encephalitis virus ns3 helicase/nucleoside triphosphatase3 at a resolution 1.8
33	c2v6jA_	Alignment	not modelled	100.0	16	PDB header: hydrolase Chain: A: PDB Molecule: rna helicase; PDBTitle: kokobera virus helicase: mutant met47thr
34	c1wp9D_	Alignment	not modelled	100.0	21	PDB header: hydrolase Chain: D: PDB Molecule: atp-dependent rna helicase, putative; PDBTitle: crystal structure of pyrococcus furiosus hef helicase domain
35	c2ocaA_	Alignment	not modelled	100.0	13	PDB header: hydrolase Chain: A: PDB Molecule: atp-dependent dna helicase uvsw; PDBTitle: the crystal structure of t4 uvsw
36	c1c4oA_	Alignment	not modelled	100.0	21	PDB header: replication Chain: A: PDB Molecule: dna nucleotide excision repair enzyme uvrB; PDBTitle: crystal structure of the dna nucleotide excision repair enzyme uvrB2 from thermus thermophilus
37	c1ymfA_	Alignment	not modelled	100.0	15	PDB header: hydrolase Chain: A: PDB Molecule: genome polyprotein [contains: flavivirin PDBTitle: crystal structure of yellow fever virus ns3 helicase2 complexed with adp
38	d1oywa2	Alignment	not modelled	100.0	97	Fold: P-loop containing nucleoside triphosphate hydrolases Superfamily: P-loop containing nucleoside triphosphate hydrolases Family: Tandem AAA-ATPase domain
39	c1a1vA_	Alignment	not modelled	100.0	19	PDB header: hydrolase/dna Chain: A: PDB Molecule: protein (ns3 protein); PDBTitle: hepatitis c virus ns3 helicase domain complexed with single2 stranded sdna
40	c2f55C_	Alignment	not modelled	100.0	19	PDB header: hydrolase/dna Chain: C: PDB Molecule: polyprotein; PDBTitle: two hepatitis c virus ns3 helicase domains complexed with2 the same strand of dna
41	c1tf2A_	Alignment	not modelled	100.0	21	PDB header: protein transport Chain: A: PDB Molecule: preprotein translocase seca subunit; PDBTitle: crystal structure of seca:adp in an open conformation from2 bacillus subtilis
42	c2wv9A_	Alignment	not modelled	100.0	18	PDB header: hydrolase Chain: A: PDB Molecule: flavivirin protease ns2b regulatory subunit, flavivirin PDBTitle: crystal structure of the ns3 protease-helicase from murray2 valley encephalitis virus
43	c2fwrA_	Alignment	not modelled	100.0	18	PDB header: dna binding protein Chain: A: PDB Molecule: dna repair protein rad25; PDBTitle: structure of archaeoglobus fulgidis xpb
44	c2vbcA_	Alignment	not modelled	100.0	18	PDB header: hydrolase Chain: A: PDB Molecule: dengue 4 ns3 full-length protein; PDBTitle: crystal structure of the ns3 protease-helicase from dengue2 virus
45	c2qeqA_	Alignment	not modelled	100.0	14	PDB header: hydrolase Chain: A: PDB Molecule: flavivirin protease ns3 catalytic subunit; PDBTitle: crystal structure of kunjin virus ns3 helicase
46	c3dl8B_	Alignment	not modelled	100.0	21	PDB header: protein transport Chain: B: PDB Molecule: protein translocase subunit seca; PDBTitle: structure of the complex of aquifex aeolicus secyeg and2 bacillus subtilis seca
47	c2d7dA_	Alignment	not modelled	100.0	20	PDB header: hydrolase/dna Chain: A: PDB Molecule: uvrabc system protein b; PDBTitle: structural insights into the cryptic dna dependent atp-ase2 activity of uvrB
48	c3tbkA_	Alignment	not modelled	100.0	16	PDB header: hydrolase Chain: A: PDB Molecule: rig-i helicase domain; PDBTitle: mouse rig-i atpase domain
49	d2bmfa2	Alignment	not modelled	100.0	18	Fold: P-loop containing nucleoside triphosphate hydrolases Superfamily: P-loop containing nucleoside triphosphate hydrolases Family: RNA helicase
50	c1cu1B_	Alignment	not modelled	100.0	21	PDB header: hydrolase Chain: B: PDB Molecule: protein (protease/helicase ns3); PDBTitle: crystal structure of an enzyme complex from hepatitis c2 virus
51	c3h1tA_	Alignment	not modelled	100.0	17	PDB header: hydrolase Chain: A: PDB Molecule: type i site-specific restriction-modification PDBTitle: the fragment structure of a putative hsdR subunit of a type2 i restriction enzyme from vibrio vulnificus yj016
52	c3fe2B_	Alignment	not modelled	100.0	21	PDB header: hydrolase Chain: B: PDB Molecule: probable atp-dependent rna helicase ddx5; PDBTitle: human dead-box rna helicase ddx5 (p68), conserved domain i in complex2 with adp
53	c2w74B_	Alignment	not modelled	100.0	17	PDB header: hydrolase Chain: B: PDB Molecule: type i restriction enzyme ecor124ii r protein; PDBTitle: mutant (k220r) of the hsdR subunit of the ecor124i2

						restriction enzyme in complex with atp
54	c3dmqA_	Alignment	not modelled	100.0	24	PDB header: hydrolase Chain: A: PDB Molecule: rna polymerase-associated protein rapa; PDBTitle: crystal structure of rapa, a swi2/snf2 protein that2 recycles rna polymerase during transcription
55	c3mwyW_	Alignment	not modelled	100.0	23	PDB header: hydrolase Chain: W: PDB Molecule: chromo domain-containing protein 1; PDBTitle: crystal structure of the chromodomain-atpase portion of the yeast chd12 chromatin remodeler
56	c1z3iX_	Alignment	not modelled	100.0	19	PDB header: recombination/dna binding Chain: X: PDB Molecule: similar to rad54-like; PDBTitle: structure of the swi2/snf2 chromatin remodeling domain of eukaryotic2 rad54
57	c3ly5A_	Alignment	not modelled	100.0	22	PDB header: hydrolase Chain: A: PDB Molecule: atp-dependent rna helicase ddx18; PDBTitle: ddx18 dead-domain
58	d1s2ma2	Alignment	not modelled	100.0	26	Fold: P-loop containing nucleoside triphosphate hydrolases Superfamily: P-loop containing nucleoside triphosphate hydrolases Family: Tandem AAA-ATPase domain
59	c2pl3A_	Alignment	not modelled	100.0	23	PDB header: hydrolase Chain: A: PDB Molecule: probable atp-dependent rna helicase ddx10; PDBTitle: human dead-box rna helicase ddx10, dead domain in complex with adp
60	c3dkpA_	Alignment	not modelled	100.0	21	PDB header: hydrolase Chain: A: PDB Molecule: probable atp-dependent rna helicase ddx52; PDBTitle: human dead-box rna-helicase ddx52, conserved domain i in complex with2 adp
61	d2j0sa2	Alignment	not modelled	100.0	20	Fold: P-loop containing nucleoside triphosphate hydrolases Superfamily: P-loop containing nucleoside triphosphate hydrolases Family: Tandem AAA-ATPase domain
62	d1s2ma1	Alignment	not modelled	100.0	22	Fold: P-loop containing nucleoside triphosphate hydrolases Superfamily: P-loop containing nucleoside triphosphate hydrolases Family: Tandem AAA-ATPase domain
63	c3i32A_	Alignment	not modelled	100.0	24	PDB header: rna binding protein,hydrolase Chain: A: PDB Molecule: heat resistant rna dependent atpase; PDBTitle: dimeric structure of a hera helicase fragment including the c-terminal2 reca domain, the dimerization domain, and the rna binding domain
64	d1q0ua_	Alignment	not modelled	100.0	18	Fold: P-loop containing nucleoside triphosphate hydrolases Superfamily: P-loop containing nucleoside triphosphate hydrolases Family: Tandem AAA-ATPase domain
65	d2j0sa1	Alignment	not modelled	100.0	18	Fold: P-loop containing nucleoside triphosphate hydrolases Superfamily: P-loop containing nucleoside triphosphate hydrolases Family: Tandem AAA-ATPase domain
66	d1hv8a1	Alignment	not modelled	100.0	17	Fold: P-loop containing nucleoside triphosphate hydrolases Superfamily: P-loop containing nucleoside triphosphate hydrolases Family: Tandem AAA-ATPase domain
67	c2oxcA_	Alignment	not modelled	100.0	21	PDB header: hydrolase Chain: A: PDB Molecule: probable atp-dependent rna helicase ddx20; PDBTitle: human dead-box rna helicase ddx20, dead domain in complex2 with adp
68	c3berA_	Alignment	not modelled	100.0	23	PDB header: hydrolase Chain: A: PDB Molecule: probable atp-dependent rna helicase ddx47; PDBTitle: human dead-box rna-helicase ddx47, conserved domain i in complex with2 amp
69	c2gxqA_	Alignment	not modelled	100.0	21	PDB header: hydrolase Chain: A: PDB Molecule: heat resistant rna dependent atpase; PDBTitle: hera n-terminal domain in complex with amp, crystal form 1
70	d1hv8a2	Alignment	not modelled	99.9	24	Fold: P-loop containing nucleoside triphosphate hydrolases Superfamily: P-loop containing nucleoside triphosphate hydrolases Family: Tandem AAA-ATPase domain
71	c3iuyB_	Alignment	not modelled	99.9	25	PDB header: hydrolase Chain: B: PDB Molecule: probable atp-dependent rna helicase ddx53; PDBTitle: crystal structure of ddx53 dead-box domain
72	c2hjbB_	Alignment	not modelled	99.9	26	PDB header: hydrolase Chain: B: PDB Molecule: atp-dependent rna helicase dbpa; PDBTitle: structure of the second domain (residues 207-368) of the2 bacillus subtilis yxin protein
73	c3earA_	Alignment	not modelled	99.9	24	PDB header: hydrolase Chain: A: PDB Molecule: hera; PDBTitle: novel dimerization motif in the dead box rna helicase hera: form 1,2 partial dimer
74	d1qdea_	Alignment	not modelled	99.9	16	Fold: P-loop containing nucleoside triphosphate hydrolases Superfamily: P-loop containing nucleoside triphosphate hydrolases Family: Tandem AAA-ATPase domain
75	c2kbaA_	Alignment	not modelled	99.9	13	PDB header: hydrolase Chain: A: PDB Molecule: atp-dependent rna helicase dbp5; PDBTitle: solution structure of amino-terminal domain of dbp5p
76	d1t5ia_	Alignment	not modelled	99.9	22	Fold: P-loop containing nucleoside triphosphate hydrolases Superfamily: P-loop containing nucleoside triphosphate hydrolases Family: Tandem AAA-ATPase domain
77	c1z63A_	Alignment	not modelled	99.9	19	PDB header: hydrolase/dna complex Chain: A: PDB Molecule: helicase of the snf2/rad54 hamily; PDBTitle: sulfolobus solfataricus swi2/snf2 atpase core in complex2 with dsdna
						PDB header: hydrolase

78	c3crw1_	Alignment	not modelled	99.9	19	Chain: 1: PDB Molecule: xpd/rad3 related dna helicase; PDBTitle: "xpd_apo"
79	dlveca_	Alignment	not modelled	99.9	22	Fold: P-loop containing nucleoside triphosphate hydrolases Superfamily: P-loop containing nucleoside triphosphate hydrolases Family: Tandem AAA-ATPase domain
80	c2p6nA_	Alignment	not modelled	99.9	26	PDB header: hydrolase Chain: A: PDB Molecule: atp-dependent rna helicase ddx41; PDBTitle: human dead-box rna helicase ddx41, helicase domain
81	c2jgnB_	Alignment	not modelled	99.9	20	PDB header: hydrolase Chain: B: PDB Molecule: atp-dependent rna helicase ddx3x; PDBTitle: ddx3 helicase domain
82	d1t6na_	Alignment	not modelled	99.9	16	Fold: P-loop containing nucleoside triphosphate hydrolases Superfamily: P-loop containing nucleoside triphosphate hydrolases Family: Tandem AAA-ATPase domain
83	d1wrba1	Alignment	not modelled	99.9	19	Fold: P-loop containing nucleoside triphosphate hydrolases Superfamily: P-loop containing nucleoside triphosphate hydrolases Family: Tandem AAA-ATPase domain
84	d2eyqa5	Alignment	not modelled	99.9	18	Fold: P-loop containing nucleoside triphosphate hydrolases Superfamily: P-loop containing nucleoside triphosphate hydrolases Family: Tandem AAA-ATPase domain
85	d2g2ja1	Alignment	not modelled	99.9	18	Fold: P-loop containing nucleoside triphosphate hydrolases Superfamily: P-loop containing nucleoside triphosphate hydrolases Family: Tandem AAA-ATPase domain
86	d1gm5a4	Alignment	not modelled	99.9	20	Fold: P-loop containing nucleoside triphosphate hydrolases Superfamily: P-loop containing nucleoside triphosphate hydrolases Family: Tandem AAA-ATPase domain
87	c3juxA_	Alignment	not modelled	99.9	24	PDB header: protein transport Chain: A: PDB Molecule: protein translocase subunit seca; PDBTitle: structure of the translocation atpase seca from thermotoga2 maritima
88	d2eyqa3	Alignment	not modelled	99.9	22	Fold: P-loop containing nucleoside triphosphate hydrolases Superfamily: P-loop containing nucleoside triphosphate hydrolases Family: Tandem AAA-ATPase domain
89	c3fmoB_	Alignment	not modelled	99.9	13	PDB header: oncoprotein/hydrolase Chain: B: PDB Molecule: atp-dependent rna helicase ddx19b; PDBTitle: crystal structure of the nucleoporin nup214 in complex with the dead-2 box helicase ddx19
90	d1t5la2	Alignment	not modelled	99.9	18	Fold: P-loop containing nucleoside triphosphate hydrolases Superfamily: P-loop containing nucleoside triphosphate hydrolases Family: Tandem AAA-ATPase domain
91	c1nl3B_	Alignment	not modelled	99.9	23	PDB header: protein transport Chain: B: PDB Molecule: preprotein translocase seca 1 subunit; PDBTitle: crystal structure of the seca protein translocation atpase2 from mycobacterium tuberculosis in apo form
92	c3fhcB_	Alignment	not modelled	99.9	14	PDB header: transport protein/hydrolase Chain: B: PDB Molecule: atp-dependent rna helicase ddx19b; PDBTitle: crystal structure of human dbp5 in complex with nup214
93	c2kbfa_	Alignment	not modelled	99.9	20	PDB header: hydrolase Chain: A: PDB Molecule: atp-dependent rna helicase dbp5; PDBTitle: solution structure of carboxyl-terminal domain of dbp5p
94	d1fuka_	Alignment	not modelled	99.9	24	Fold: P-loop containing nucleoside triphosphate hydrolases Superfamily: P-loop containing nucleoside triphosphate hydrolases Family: Tandem AAA-ATPase domain
95	c2vl7A_	Alignment	not modelled	99.9	22	PDB header: unknown function Chain: A: PDB Molecule: xpd; PDBTitle: structure of s. tokodaii xpd4
96	d2p6ra3	Alignment	not modelled	99.9	21	Fold: P-loop containing nucleoside triphosphate hydrolases Superfamily: P-loop containing nucleoside triphosphate hydrolases Family: Tandem AAA-ATPase domain
97	d1c4oa2	Alignment	not modelled	99.9	23	Fold: P-loop containing nucleoside triphosphate hydrolases Superfamily: P-loop containing nucleoside triphosphate hydrolases Family: Tandem AAA-ATPase domain
98	d1tf5a4	Alignment	not modelled	99.9	18	Fold: P-loop containing nucleoside triphosphate hydrolases Superfamily: P-loop containing nucleoside triphosphate hydrolases Family: Tandem AAA-ATPase domain
99	d1nhta4	Alignment	not modelled	99.9	21	Fold: P-loop containing nucleoside triphosphate hydrolases Superfamily: P-loop containing nucleoside triphosphate hydrolases Family: Tandem AAA-ATPase domain
100	c3fmpD_	Alignment	not modelled	99.9	14	PDB header: oncoprotein/hydrolase Chain: D: PDB Molecule: atp-dependent rna helicase ddx19b; PDBTitle: crystal structure of the nucleoporin nup214 in complex with the dead-2 box helicase ddx19
101	d2p6ra4	Alignment	not modelled	99.9	31	Fold: P-loop containing nucleoside triphosphate hydrolases Superfamily: P-loop containing nucleoside triphosphate hydrolases Family: Tandem AAA-ATPase domain
102	d1gkub1	Alignment	not modelled	99.9	18	Fold: P-loop containing nucleoside triphosphate hydrolases Superfamily: P-loop containing nucleoside triphosphate hydrolases Family: Helicase-like "domain" of reverse gyrase
103	c2vdaA_	Alignment	not modelled	99.9	24	PDB header: protein transport Chain: A: PDB Molecule: translocase subunit seca; PDBTitle: solution structure of the seca-signal peptide complex
104	d1nl9b1	Alignment	not modelled	99.9	17	Fold: P-loop containing nucleoside triphosphate hydrolases Superfamily: P-loop containing nucleoside triphosphate

104	d1gr2a1	Alignment	not modelled	99.9	17	hydrolases Family: Helicase-like "domain" of reverse gyrase
105	c3dinB	Alignment	not modelled	99.9	23	PDB header: membrane protein, protein transport Chain: B: PDB Molecule: protein translocase subunit seca; PDBTitle: crystal structure of the protein-translocation complex formed by the 2 secY channel and the seca atpase
106	c2w00B	Alignment	not modelled	99.9	20	PDB header: hydrolase Chain: B: PDB Molecule: hsdr; PDBTitle: crystal structure of the hsdR subunit of the ecor124i2 restriction enzyme in complex with atp
107	d1oywa1	Alignment	not modelled	99.9	98	Fold: DNA/RNA-binding 3-helical bundle Superfamily: "Winged helix" DNA-binding domain Family: RecQ helicase DNA-binding domain-like
108	d2g9na1	Alignment	not modelled	99.9	19	Fold: P-loop containing nucleoside triphosphate hydrolases Superfamily: P-loop containing nucleoside triphosphate hydrolases Family: Tandem AAA-ATPase domain
109	d1wp9a2	Alignment	not modelled	99.9	18	Fold: P-loop containing nucleoside triphosphate hydrolases Superfamily: P-loop containing nucleoside triphosphate hydrolases Family: Tandem AAA-ATPase domain
110	c2ipcB	Alignment	not modelled	99.9	23	PDB header: transport protein Chain: B: PDB Molecule: preprotein translocase seca subunit; PDBTitle: crystal structure of the translocation atpase seca from thermus2 thermophilus reveals a parallel, head-to-head dimer
111	d1gm5a3	Alignment	not modelled	99.9	18	Fold: P-loop containing nucleoside triphosphate hydrolases Superfamily: P-loop containing nucleoside triphosphate hydrolases Family: Tandem AAA-ATPase domain
112	d1wp9a1	Alignment	not modelled	99.9	21	Fold: P-loop containing nucleoside triphosphate hydrolases Superfamily: P-loop containing nucleoside triphosphate hydrolases Family: Tandem AAA-ATPase domain
113	c3b6eA	Alignment	not modelled	99.9	18	PDB header: hydrolase Chain: A: PDB Molecule: interferon-induced helicase c domain-containing protein 1; PDBTitle: crystal structure of human dech-box rna helicase mda5 (melanoma2 differentiation-associated protein 5), dech-domain
114	d1a1va2	Alignment	not modelled	99.9	25	Fold: P-loop containing nucleoside triphosphate hydrolases Superfamily: P-loop containing nucleoside triphosphate hydrolases Family: RNA helicase
115	d1gkub2	Alignment	not modelled	99.8	18	Fold: P-loop containing nucleoside triphosphate hydrolases Superfamily: P-loop containing nucleoside triphosphate hydrolases Family: Helicase-like "domain" of reverse gyrase
116	d2axla1	Alignment	not modelled	99.8	25	Fold: DNA/RNA-binding 3-helical bundle Superfamily: "Winged helix" DNA-binding domain Family: RecQ helicase DNA-binding domain-like
117	d1jr6a	Alignment	not modelled	99.8	31	Fold: P-loop containing nucleoside triphosphate hydrolases Superfamily: P-loop containing nucleoside triphosphate hydrolases Family: RNA helicase
118	c3llmB	Alignment	not modelled	99.8	15	PDB header: hydrolase Chain: B: PDB Molecule: atp-dependent rna helicase a; PDBTitle: crystal structure analysis of a rna helicase
119	d8ohma2	Alignment	not modelled	99.8	32	Fold: P-loop containing nucleoside triphosphate hydrolases Superfamily: P-loop containing nucleoside triphosphate hydrolases Family: RNA helicase
120	d2fwra1	Alignment	not modelled	99.7	17	Fold: P-loop containing nucleoside triphosphate hydrolases Superfamily: P-loop containing nucleoside triphosphate hydrolases Family: Tandem AAA-ATPase domain