

Email	l.a.kelley@imperial.ac.uk
Description	P0A890
Date	Thu Jan 5 11:07:12 GMT 2012
Unique Job ID	31ac68ddcc113dc0

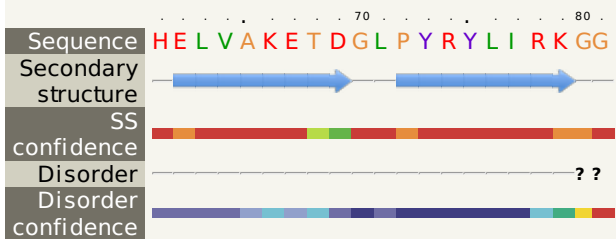
Sequence: MTDLFSSPDHTLDALGLRCPEPVMMVVKTVRNMQPGETLLIIADDPATTARDIPGFCFME

Secondary structure: [Diagram showing secondary structure elements: a blue arrow (loop) from residue 10 to 15, a green cylinder (helix) from residue 20 to 30, a blue arrow (loop) from residue 35 to 40, and a green cylinder (helix) from residue 45 to 55.]


SS confidence: [Diagram showing confidence levels for secondary structure elements: a bar chart with colors representing confidence levels.]

Disorder: [Diagram showing disorder levels: a bar chart with colors representing disorder levels.]


Disorder confidence: [Diagram showing confidence levels for disorder: a bar chart with colors representing confidence levels.]




Confidence Key

High(9)  Low (0)

? Disordered

 Alpha helix

 Beta strand