



























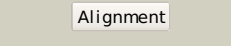
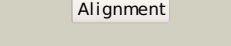











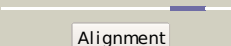



#	Template	Alignment Coverage	3D Model	Confidence	% i.d.	Template Information
1	c3g1zB_	 Alignment		100.0	92	PDB header: ligase Chain: B: PDB Molecule: putative lysyl-trna synthetase; PDBTitle: structure of idp01693/yjea, a potential t-rna synthetase from2 salmonella typhimurium
2	c1e22A_	 Alignment		100.0	30	PDB header: ligase Chain: A: PDB Molecule: lysyl-trna synthetase; PDBTitle: lysyl-trna synthetase (lysu) hexagonal form complexed with2 lysine and the non-hydrolysable atp analogue amp-pcp
3	c3bjub_	 Alignment		100.0	28	PDB header: ligase Chain: B: PDB Molecule: lysyl-trna synthetase; PDBTitle: crystal structure of tetrameric form of human lysyl-trna2 synthetase
4	c3e9hB_	 Alignment		100.0	33	PDB header: ligase Chain: B: PDB Molecule: lysyl-trna synthetase; PDBTitle: lysyl-trna synthetase from bacillus stearotherophilus2 complexed with l-lysylsulfamoyl adenosine
5	clasyA_	 Alignment		100.0	18	PDB header: complex (aminoacyl-trna synthase/trna) Chain: A: PDB Molecule: aspartyl-trna synthetase; PDBTitle: class ii aminoacyl transfer rna synthetases: crystal2 structure of yeast aspartyl-trna synthetase complexed with3 trna asp
6	d1e1oa2	 Alignment		100.0	29	Fold: Class II aaRS and biotin synthetases Superfamily: Class II aaRS and biotin synthetases Family: Class II aminoacyl-tRNA synthetase (aaRS)-like, catalytic domain
7	c1efwA_	 Alignment		100.0	31	PDB header: ligase/rna Chain: A: PDB Molecule: aspartyl-trna synthetase; PDBTitle: crystal structure of aspartyl-trna synthetase from thermus2 thermophilus complexed to trnaasp from escherichia coli
8	d1eova2	 Alignment		100.0	17	Fold: Class II aaRS and biotin synthetases Superfamily: Class II aaRS and biotin synthetases Family: Class II aminoacyl-tRNA synthetase (aaRS)-like, catalytic domain
9	c2xgtB_	 Alignment		100.0	19	PDB header: ligase Chain: B: PDB Molecule: asparaginyl-trna synthetase, cytoplasmic; PDBTitle: asparaginyl-trna synthetase from brugia malayi complexed2 with the sulphamoyl analogue of asparaginyl-adenylate
10	c1wydB_	 Alignment		100.0	18	PDB header: ligase Chain: B: PDB Molecule: hypothetical aspartyl-trna synthetase; PDBTitle: crystal structure of aspartyl-trna synthetase from sulfolobus tokodaii
11	c1b8aB_	 Alignment		100.0	19	PDB header: ligase Chain: B: PDB Molecule: protein (aspartyl-trna synthetase); PDBTitle: aspartyl-trna synthetase

12	cleqrC_	Alignment		100.0	27	PDB header: ligase Chain: C: PDB Molecule: aspartyl-trna synthetase; PDBTitle: crystal structure of free aspartyl-trna synthetase from2 escherichia coli
13	d1l0wa3	Alignment		100.0	26	Fold: Class II aaRS and biotin synthetases Superfamily: Class II aaRS and biotin synthetases Family: Class II aminoacyl-tRNA synthetase (aaRS)-like, catalytic domain
14	d1bbua2	Alignment		100.0	29	Fold: Class II aaRS and biotin synthetases Superfamily: Class II aaRS and biotin synthetases Family: Class II aminoacyl-tRNA synthetase (aaRS)-like, catalytic domain
15	d1c0aa3	Alignment		100.0	22	Fold: Class II aaRS and biotin synthetases Superfamily: Class II aaRS and biotin synthetases Family: Class II aminoacyl-tRNA synthetase (aaRS)-like, catalytic domain
16	d1b8aa2	Alignment		100.0	20	Fold: Class II aaRS and biotin synthetases Superfamily: Class II aaRS and biotin synthetases Family: Class II aminoacyl-tRNA synthetase (aaRS)-like, catalytic domain
17	c3m4qA_	Alignment		100.0	22	PDB header: ligase Chain: A: PDB Molecule: asparaginyl-trna synthetase, putative; PDBTitle: entamoeba histolytica asparaginyl-trna synthetase (asnrs)
18	c1x55A_	Alignment		100.0	18	PDB header: ligase Chain: A: PDB Molecule: asparaginyl-trna synthetase; PDBTitle: crystal structure of asparaginyl-trna synthetase from pyrococcus2 horikoshii complexed with asparaginyl-adenylate analogue
19	c3i7fA_	Alignment		100.0	19	PDB header: ligase Chain: A: PDB Molecule: aspartyl-trna synthetase; PDBTitle: aspartyl trna synthetase from entamoeba histolytica
20	d1nnha_	Alignment		100.0	20	Fold: Class II aaRS and biotin synthetases Superfamily: Class II aaRS and biotin synthetases Family: Class II aminoacyl-tRNA synthetase (aaRS)-like, catalytic domain
21	c1n9wA_	Alignment	not modelled	100.0	20	PDB header: biosynthetic protein Chain: A: PDB Molecule: aspartyl-trna synthetase 2; PDBTitle: crystal structure of the non-discriminating and archaeal-2 type aspartyl-trna synthetase from thermus thermophilus
22	d1n9wa2	Alignment	not modelled	100.0	20	Fold: Class II aaRS and biotin synthetases Superfamily: Class II aaRS and biotin synthetases Family: Class II aminoacyl-tRNA synthetase (aaRS)-like, catalytic domain
23	c1z7nB_	Alignment	not modelled	100.0	17	PDB header: transferase Chain: B: PDB Molecule: atp phosphoribosyltransferase regulatory subunit; PDBTitle: atp phosphoribosyl transferase (hiszg atp-prtase) from2 lactococcus lactis with bound prpp substrate
24	d1wu7a2	Alignment	not modelled	100.0	13	Fold: Class II aaRS and biotin synthetases Superfamily: Class II aaRS and biotin synthetases Family: Class II aminoacyl-tRNA synthetase (aaRS)-like, catalytic domain
25	d1kmma2	Alignment	not modelled	100.0	15	Fold: Class II aaRS and biotin synthetases Superfamily: Class II aaRS and biotin synthetases Family: Class II aminoacyl-tRNA synthetase (aaRS)-like, catalytic domain
26	c3racA_	Alignment	not modelled	100.0	13	PDB header: ligase Chain: A: PDB Molecule: histidine-trna ligase; PDBTitle: crystal structure of histidine--trna ligase subunit from2 alicyclobacillus acidocaldarius subsp. acidocaldarius dsm 446.
27	d1h4vb2	Alignment	not modelled	100.0	18	Fold: Class II aaRS and biotin synthetases Superfamily: Class II aaRS and biotin synthetases Family: Class II aminoacyl-tRNA synthetase (aaRS)-like, catalytic domain
28	d1qe0a2	Alignment	not modelled	100.0	14	Fold: Class II aaRS and biotin synthetases Superfamily: Class II aaRS and biotin synthetases Family: Class II aminoacyl-tRNA synthetase (aaRS)-like, catalytic

						domain
29	c3od1A	Alignment	not modelled	100.0	13	PDB header: transferase Chain: A: PDB Molecule: atp phosphoribosyltransferase regulatory subunit; PDBTitle: the crystal structure of an atp phosphoribosyltransferase regulatory2 subunit/histidyl-trna synthetase from bacillus halodurans c
30	dlz7ma1	Alignment	not modelled	100.0	15	Fold: Class II aaRS and biotin synthetases Superfamily: Class II aaRS and biotin synthetases Family: Class II aminoacyl-tRNA synthetase (aaRS)-like, catalytic domain
31	cladyA	Alignment	not modelled	100.0	17	PDB header: trna synthetase Chain: A: PDB Molecule: histidyl-trna synthetase; PDBTitle: histidyl-trna synthetase in complex with histidyl-adenylate
32	clwu7A	Alignment	not modelled	100.0	11	PDB header: ligase Chain: A: PDB Molecule: histidyl-trna synthetase; PDBTitle: crystal structure of histidyl-trna synthetase from2 thermoplasma acidophilum
33	c2i4lC	Alignment	not modelled	100.0	12	PDB header: ligase Chain: C: PDB Molecule: proline-trna ligase; PDBTitle: rhodopseudomonas palustris prolyl-trna synthetase
34	c2znjB	Alignment	not modelled	100.0	17	PDB header: ligase Chain: B: PDB Molecule: putative uncharacterized protein; PDBTitle: crystal structure of pyrrolsyl-trna synthetase from2 desulfitobacterium hafniense
35	c2el9B	Alignment	not modelled	100.0	17	PDB header: ligase Chain: B: PDB Molecule: histidyl-trna synthetase; PDBTitle: crystal structure of e.coli histidyl-trna synthetase2 complexed with a histidyl-adenylate analogue
36	c3netB	Alignment	not modelled	99.9	12	PDB header: ligase Chain: B: PDB Molecule: histidyl-trna synthetase; PDBTitle: crystal structure of histidyl-trna synthetase from nostoc sp. pcc 7120
37	c2j3mA	Alignment	not modelled	99.9	18	PDB header: ligase Chain: A: PDB Molecule: prolyl-trna synthetase; PDBTitle: prolyl-trna synthetase from enterococcus faecalis complexed2 with atp, manganese and prolinol
38	c3hriF	Alignment	not modelled	99.9	14	PDB header: ligase Chain: F: PDB Molecule: histidyl-trna synthetase; PDBTitle: histidyl-trna synthetase (apo) from trypanosoma brucei
39	dlusya	Alignment	not modelled	99.9	8	Fold: Class II aaRS and biotin synthetases Superfamily: Class II aaRS and biotin synthetases Family: Class II aminoacyl-tRNA synthetase (aaRS)-like, catalytic domain
40	clfyfB	Alignment	not modelled	99.9	13	PDB header: ligase Chain: B: PDB Molecule: threonyl-trna synthetase; PDBTitle: crystal structure of a truncated form of threonyl-trna2 synthetase complexed with a seryl adenylate analog
41	clqe0B	Alignment	not modelled	99.9	18	PDB header: ligase Chain: B: PDB Molecule: histidyl-trna synthetase; PDBTitle: crystal structure of apo s. aureus histidyl-trna synthetase
42	c2rhqA	Alignment	not modelled	99.9	16	PDB header: ligase Chain: A: PDB Molecule: phenylalanyl-trna synthetase alpha chain; PDBTitle: phers from staphylococcus haemolyticus- rational protein2 engineering and inhibitor studies
43	dljjca	Alignment	not modelled	99.9	23	Fold: Class II aaRS and biotin synthetases Superfamily: Class II aaRS and biotin synthetases Family: Class II aminoacyl-tRNA synthetase (aaRS)-like, catalytic domain
44	clqf6A	Alignment	not modelled	99.9	12	PDB header: ligase/rna Chain: A: PDB Molecule: threonyl-trna synthetase; PDBTitle: structure of e. coli threonyl-trna synthetase complexed with its2 cognate trna
45	clb70A	Alignment	not modelled	99.9	21	PDB header: ligase Chain: A: PDB Molecule: phenylalanyl-trna synthetase; PDBTitle: phenylalanyl trna synthetase complexed with phenylalanine
46	c2zimA	Alignment	not modelled	99.9	21	PDB header: ligase Chain: A: PDB Molecule: pyrrolsyl-trna synthetase; PDBTitle: pyrrolsyl-trna synthetase bound to adenylated pyrrolysine and2 pyrophosphate
47	clnyqA	Alignment	not modelled	99.9	15	PDB header: ligase Chain: A: PDB Molecule: threonyl-trna synthetase 1; PDBTitle: structure of staphylococcus aureus threonyl-trna synthetase2 complexed with an analogue of threonyl adenylate
48	c3a32A	Alignment	not modelled	99.9	19	PDB header: ligase Chain: A: PDB Molecule: probable threonyl-trna synthetase 1; PDBTitle: crystal structure of putative threonyl-trna synthetase2 thrrs-1 from aeropyrum pernix
49	clnj8C	Alignment	not modelled	99.8	19	PDB header: ligase Chain: C: PDB Molecule: proline-trna synthetase; PDBTitle: crystal structure of prolyl-trna synthetase from2 methanocaldococcus janaschii
50	clh4tD	Alignment	not modelled	99.8	16	PDB header: aminoacyl-trna synthetase Chain: D: PDB Molecule: prolyl-trna synthetase; PDBTitle: prolyl-trna synthetase from thermus thermophilus complexed2 with l-proline
51	clnj2A	Alignment	not modelled	99.8	20	PDB header: ligase Chain: A: PDB Molecule: proline-trna synthetase; PDBTitle: crystal structure of prolyl-trna synthetase from methanothermobacter2 thermautotrophicus
52	c3l4gl	Alignment	not modelled	99.7	21	PDB header: ligase Chain: I: PDB Molecule: phenylalanyl-trna synthetase alpha chain; PDBTitle: crystal structure of homo sapiens cytoplasmic phenylalanyl-trna2 synthetase
53	dlqf6a4	Alignment	not modelled	99.7	13	Fold: Class II aaRS and biotin synthetases Superfamily: Class II aaRS and biotin synthetases Family: Class II aminoacyl-tRNA synthetase (aaRS)-like, catalytic domain

54	dlnyra4	Alignment	not modelled	99.7	15	Fold: Class II aaRS and biotin synthetases Superfamily: Class II aaRS and biotin synthetases Family: Class II aminoacyl-tRNA synthetase (aaRS)-like, catalytic domain
55	c3pcoC	Alignment	not modelled	99.7	23	PDB header: ligase Chain: C: PDB Molecule: phenylalanyl-trna synthetase, alpha subunit; PDBTitle: crystal structure of e. coli phenylalanine-trna synthetase complexed2 with phenylalanine and amp
56	c1ggmB	Alignment	not modelled	99.7	13	PDB header: ligase Chain: B: PDB Molecule: protein (glycyl-trna synthetase); PDBTitle: glycyl-trna synthetase from thermus thermophilus complexed with2 glycyl-adenylate
57	c1atiA	Alignment	not modelled	99.6	15	PDB header: protein biosynthesis Chain: A: PDB Molecule: glycyl-trna synthetase; PDBTitle: crystal structure of glycyl-trna synthetase from thermus thermophilus
58	dlnj8a3	Alignment	not modelled	99.6	17	Fold: Class II aaRS and biotin synthetases Superfamily: Class II aaRS and biotin synthetases Family: Class II aminoacyl-tRNA synthetase (aaRS)-like, catalytic domain
59	d1hc7a2	Alignment	not modelled	99.6	15	Fold: Class II aaRS and biotin synthetases Superfamily: Class II aaRS and biotin synthetases Family: Class II aminoacyl-tRNA synthetase (aaRS)-like, catalytic domain
60	d12asa	Alignment	not modelled	99.6	14	Fold: Class II aaRS and biotin synthetases Superfamily: Class II aaRS and biotin synthetases Family: Class II aminoacyl-tRNA synthetase (aaRS)-like, catalytic domain
61	c3ialB	Alignment	not modelled	99.6	16	PDB header: ligase Chain: B: PDB Molecule: prolyl-trna synthetase; PDBTitle: giardia lamblia prolyl-trna synthetase in complex with prolyl-2 adenylate
62	dlnj1a3	Alignment	not modelled	99.5	19	Fold: Class II aaRS and biotin synthetases Superfamily: Class II aaRS and biotin synthetases Family: Class II aminoacyl-tRNA synthetase (aaRS)-like, catalytic domain
63	c2du4B	Alignment	not modelled	99.4	16	PDB header: ligase/rna Chain: B: PDB Molecule: o-phosphoseryl-trna synthetase; PDBTitle: crystal structure of archaeoglobus fulgidus o-phosphoseryl-2 trna synthetase complexed with trnacys
64	c2du7C	Alignment	not modelled	99.4	22	PDB header: ligase Chain: C: PDB Molecule: o-phosphoseryl-trna synthetase; PDBTitle: crystal structure of methanococcus jannaschii o-phosphoseryl-trna2 synthetase
65	c1wleB	Alignment	not modelled	99.3	12	PDB header: ligase Chain: B: PDB Molecule: seryl-trna synthetase; PDBTitle: crystal structure of mammalian mitochondrial seryl-trna2 synthetase complexed with seryl-adenylate
66	d1seta2	Alignment	not modelled	99.3	17	Fold: Class II aaRS and biotin synthetases Superfamily: Class II aaRS and biotin synthetases Family: Class II aminoacyl-tRNA synthetase (aaRS)-like, catalytic domain
67	d1atia2	Alignment	not modelled	99.2	14	Fold: Class II aaRS and biotin synthetases Superfamily: Class II aaRS and biotin synthetases Family: Class II aminoacyl-tRNA synthetase (aaRS)-like, catalytic domain
68	c3lssA	Alignment	not modelled	99.2	11	PDB header: ligase Chain: A: PDB Molecule: seryl-trna synthetase; PDBTitle: trypanosoma brucei seryl-trna synthetase in complex with atp
69	d1b76a2	Alignment	not modelled	99.2	13	Fold: Class II aaRS and biotin synthetases Superfamily: Class II aaRS and biotin synthetases Family: Class II aminoacyl-tRNA synthetase (aaRS)-like, catalytic domain
70	c3qo8A	Alignment	not modelled	99.2	11	PDB header: ligase Chain: A: PDB Molecule: seryl-trna synthetase, cytoplasmic; PDBTitle: crystal structure of seryl-trna synthetase from candida albicans
71	c2dq0A	Alignment	not modelled	99.2	12	PDB header: ligase Chain: A: PDB Molecule: seryl-trna synthetase; PDBTitle: crystal structure of seryl-trna synthetase from pyrococcus2 horikoshii complexed with a seryl-adenylate analog
72	c1sryB	Alignment	not modelled	99.2	17	PDB header: ligase(synthetase) Chain: B: PDB Molecule: seryl-trna synthetase; PDBTitle: refined crystal structure of the seryl-trna synthetase from2 thermus thermophilus at 2.5 angstroms resolution
73	c2pmfA	Alignment	not modelled	99.1	25	PDB header: ligase Chain: A: PDB Molecule: glycyl-trna synthetase; PDBTitle: the crystal structure of a human glycyl-trna synthetase mutant
74	c2dq3A	Alignment	not modelled	99.1	13	PDB header: ligase Chain: A: PDB Molecule: seryl-trna synthetase; PDBTitle: crystal structure of aq_298
75	c3errB	Alignment	not modelled	98.9	17	PDB header: ligase Chain: B: PDB Molecule: fusion protein of microtubule binding domain from PDBTitle: microtubule binding domain from mouse cytoplasmic dynein as2 a fusion with seryl-trna synthetase
76	c2cj9A	Alignment	not modelled	98.9	12	PDB header: ligase Chain: A: PDB Molecule: seryl-trna synthetase; PDBTitle: crystal structure of methanosarcina barkeri seryl-trna2 synthetase complexed with an analog of seryladenylate
77	c3ikmC	Alignment	not modelled	98.6	13	PDB header: transferase Chain: C: PDB Molecule: dna polymerase subunit gamma-2; PDBTitle: crystal structure of human mitochondrial dna polymerase2 holoenzyme
78	c3mf2B	Alignment	not modelled	98.6	16	PDB header: ligase Chain: B: PDB Molecule: blI0957 protein; PDBTitle: crystal structure of class ii aars homologue (blI0957) complexed with2 amp
						PDB header: dna binding protein

79	c1g5hA_	 Alignment	not modelled	98.5	9	Chain: A: PDB Molecule: mitochondrial dna polymerase accessory subunit; PDBTitle: crystal structure of the accessory subunit of murine mitochondrial2 polymerase gamma
80	c3cmqA_	 Alignment	not modelled	98.5	18	PDB header: ligase Chain: A: PDB Molecule: phenylalanyl-trna synthetase, mitochondrial; PDBTitle: crystal structure of human mitochondrial phenylalanine trna2 synthetase
81	c3ig2B_	 Alignment	not modelled	97.9	8	PDB header: ligase Chain: B: PDB Molecule: phenylalanyl-trna synthetase beta chain; PDBTitle: the crystal structure of a putative phenylalanyl-trna synthetase2 (phers) beta chain domain from bacteroides fragilis to 2.1a
82	c3icaB_	 Alignment	not modelled	97.8	13	PDB header: ligase Chain: B: PDB Molecule: phenylalanyl-trna synthetase beta chain; PDBTitle: the crystal structure of the beta subunit of a phenylalanyl-trna2 synthetase from porphyromonas gingivalis w83
83	d2g4ca2	 Alignment	not modelled	97.7	11	Fold: Class II aaRS and biotin synthetases Superfamily: Class II aaRS and biotin synthetases Family: Class II aminoacyl-tRNA synthetase (aaRS)-like, catalytic domain
84	d1g5ha2	 Alignment	not modelled	97.7	11	Fold: Class II aaRS and biotin synthetases Superfamily: Class II aaRS and biotin synthetases Family: Class II aminoacyl-tRNA synthetase (aaRS)-like, catalytic domain
85	c3l4gL_	 Alignment	not modelled	97.7	9	PDB header: ligase Chain: L: PDB Molecule: phenylalanyl-trna synthetase beta chain; PDBTitle: crystal structure of homo sapiens cytoplasmic phenylalanyl-trna2 synthetase
86	d1jjcb5	 Alignment	not modelled	97.2	13	Fold: Class II aaRS and biotin synthetases Superfamily: Class II aaRS and biotin synthetases Family: Class II aminoacyl-tRNA synthetase (aaRS)-like, catalytic domain
87	c2rhsB_	 Alignment	not modelled	96.8	12	PDB header: ligase Chain: B: PDB Molecule: phenylalanyl-trna synthetase beta chain; PDBTitle: phers from staphylococcus haemolyticus- rational protein2 engineering and inhibitor studies
88	c3pcOD_	 Alignment	not modelled	96.2	16	PDB header: ligase Chain: D: PDB Molecule: phenylalanyl-trna synthetase, beta chain; PDBTitle: crystal structure of e. coli phenylalanine-trna synthetase complexed2 with phenylalanine and amp
89	c2akwB_	 Alignment	not modelled	91.1	18	PDB header: ligase Chain: B: PDB Molecule: phenylalanyl-trna synthetase beta chain; PDBTitle: crystal structure of t.thermophilus phenylalanyl-trna synthetase2 complexed with p-cl-phenylalanine
90	d1j5wa_	 Alignment	not modelled	83.9	17	Fold: Class II aaRS and biotin synthetases Superfamily: Class II aaRS and biotin synthetases Family: Class II aminoacyl-tRNA synthetase (aaRS)-like, catalytic domain
91	c3rf1B_	 Alignment	not modelled	83.5	7	PDB header: ligase Chain: B: PDB Molecule: glycyl-trna synthetase alpha subunit; PDBTitle: the crystal structure of glycyl-trna synthetase subunit alpha from2 campylobacter jejuni subsp. jejuni nctc 11168
92	c1yfsB_	 Alignment	not modelled	73.4	14	PDB header: ligase Chain: B: PDB Molecule: alanyl-trna synthetase; PDBTitle: the crystal structure of alanyl-trna synthetase in complex2 with l-alanine
93	c3hxxA_	 Alignment	not modelled	61.8	11	PDB header: ligase Chain: A: PDB Molecule: alanyl-trna synthetase; PDBTitle: crystal structure of catalytic fragment of e. coli alars in complex2 with amppcp
94	c2ztgA_	 Alignment	not modelled	61.2	21	PDB header: ligase Chain: A: PDB Molecule: alanyl-trna synthetase; PDBTitle: crystal structure of archaeoglobus fulgidus alanyl-trna2 synthetase lacking the c-terminal dimerization domain in3 complex with ala-sa
95	c2zzfA_	 Alignment	not modelled	59.1	21	PDB header: ligase Chain: A: PDB Molecule: alanyl-trna synthetase; PDBTitle: crystal structure of alanyl-trna synthetase without2 oligomerization domain
96	c3nrgA_	 Alignment	not modelled	28.5	25	PDB header: transcription Chain: A: PDB Molecule: tetr family transcriptional regulator; PDBTitle: crystal structure of a tetr family transcriptional regulator2 (caur_2714) from chloroflexus aurantiacus j-10-fl at 2.56 a3 resolution
97	c2pmzN_	 Alignment	not modelled	21.4	26	PDB header: translation, transferase Chain: N: PDB Molecule: dna-directed rna polymerase subunit n; PDBTitle: archaeal rna polymerase from sulfolobus solfataricus
98	d1riqa2	 Alignment	not modelled	18.2	15	Fold: Class II aaRS and biotin synthetases Superfamily: Class II aaRS and biotin synthetases Family: Class II aminoacyl-tRNA synthetase (aaRS)-like, catalytic domain
99	d1sbqa_	 Alignment	not modelled	15.9	13	Fold: NagB/RpiA/CoA transferase-like Superfamily: NagB/RpiA/CoA transferase-like Family: Methenyltetrahydrofolate synthetase