
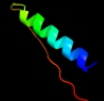






Phyre2

Email	l.a.kelley@imperial.ac.uk
Description	P0ABF8
Date	Thu Jan 5 11:15:25 GMT 2012
Unique Job ID	30eaf2d95dc9c127

Detailed template information

#	Template	Alignment Coverage	3D Model	Confidence	% i.d.	Template Information
1	c2rkhA_	 Alignment		31.4	21	PDB header: transcription Chain: A: PDB Molecule: putative apha-like transcription factor; PDBTitle: crystal structure of a putative apha-like transcription factor2 (zp_00208345.1) from magnetospirillum magnetotacticum ms-1 at 2.00 a3 resolution
2	c2voyG_	 Alignment		13.1	17	PDB header: hydrolase Chain: G: PDB Molecule: sarcoplasmic/endoplasmic reticulum calcium PDBTitle: cryoem model of copa, the copper transporting atpase from2 archaeoglobus fulgidus
3	dlay7b_	 Alignment		7.3	19	Fold: Barstar-like Superfamily: Barstar-related Family: Barstar-related