
























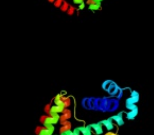
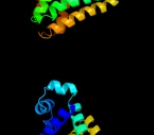

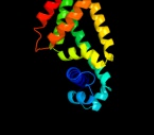

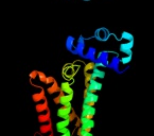


#	Template	Alignment Coverage	3D Model	Confidence	% i.d.	Template Information
1	c2pbxB_	 Alignment		99.9	13	PDB header: transcription Chain: B: PDB Molecule: hemagglutinin/protease regulatory protein; PDBTitle: vibrio cholerae hapr
2	c3g7rB_	 Alignment		99.9	12	PDB header: transcription regulator Chain: B: PDB Molecule: putative transcriptional regulator; PDBTitle: crystal structure of sco4454, a tetr-family transcriptional2 regulator from streptomyces coelicolor
3	c2g7sA_	 Alignment		99.9	15	PDB header: transcription Chain: A: PDB Molecule: transcriptional regulator, tetr family; PDBTitle: the crystal structure of transcriptional regulator, tetr family, from2 agrobacterium tumefaciens
4	c3e7qB_	 Alignment		99.9	10	PDB header: transcription regulator Chain: B: PDB Molecule: transcriptional regulator; PDBTitle: the crystal structure of the putative transcriptional regulator from2 pseudomonas aeruginosa pao1
5	c3qbmA_	 Alignment		99.9	15	PDB header: transcription regulator Chain: A: PDB Molecule: tetr transcriptional regulator; PDBTitle: crystal structure of a tetr transcriptional regulator (caur_2221) from2 chloroflexus aurantiacus j-10-fl at 1.80 a resolution
6	c3djpB_	 Alignment		99.9	16	PDB header: dna binding protein Chain: B: PDB Molecule: transcription regulator, tetr family; PDBTitle: the crystal structure of a tetr transcription regulator2 from silicibacter pomeroyi dss
7	c2i10A_	 Alignment		99.9	25	PDB header: transcription Chain: A: PDB Molecule: putative tetr transcriptional regulator; PDBTitle: putative tetr transcriptional regulator from rhodococcus sp. rha1
8	c3jsjC_	 Alignment		99.9	19	PDB header: transcription Chain: C: PDB Molecule: putative tetr-family transcriptional regulator; PDBTitle: crystal structure of a putative tetr-transcriptional regulator2 (sav143) from streptomyces avermitilis ma-4680 at 2.10 a resolution
9	c3eupA_	 Alignment		99.9	13	PDB header: transcription regulator Chain: A: PDB Molecule: transcriptional regulator, tetr family; PDBTitle: the crystal structure of the transcriptional regulator, tetr family2 from cytophaga hutchinsonii
10	c2f07A_	 Alignment		99.9	15	PDB header: transcription Chain: A: PDB Molecule: yvdt; PDBTitle: crystal structure of yvdt from bacillus subtilis
11	c3on2C_	 Alignment		99.9	9	PDB header: structural genomics, unknown function Chain: C: PDB Molecule: probable transcriptional regulator; PDBTitle: structure of a protein with unknown function from rhodococcus sp. rha1

12	c2hyaA	Alignment		99.9	11	PDB header: transcription Chain: A: PDB Molecule: putative tetr-family transcriptional regulator; PDBTitle: the crystal structure of a tetr-family transcriptional regulator from2 streptomyces coelicolor
13	c2genA	Alignment		99.9	16	PDB header: transcription Chain: A: PDB Molecule: probable transcriptional regulator; PDBTitle: structural genomics, the crystal structure of a probable2 transcriptional regulator from pseudomonas aeruginosa pao1
14	c3mvpA	Alignment		99.9	15	PDB header: transcription regulator Chain: A: PDB Molecule: tetr/acrr transcriptional regulator; PDBTitle: the crystal structure of a tetr/acrr transcriptional regulator from2 streptococcus mutans to 1.85a
15	c3bruA	Alignment		99.9	15	PDB header: transcription Chain: A: PDB Molecule: regulatory protein, tetr family; PDBTitle: crystal structure of regulatory protein tetr from rhodobacter2 sphaeroides
16	c2np5A	Alignment		99.9	16	PDB header: transcription Chain: A: PDB Molecule: transcriptional regulator; PDBTitle: crystal structure of a transcriptional regulator (rha1_ro04179) from2 rhodococcus sp. rha1.
17	c3flbA	Alignment		99.9	16	PDB header: transcription regulator Chain: A: PDB Molecule: tetr-like transcriptional regulator; PDBTitle: the crystal structure of a tetr-like transcriptional regulator from2 rhodococcus sp. rha1.
18	c1sgmA	Alignment		99.9	13	PDB header: transcription Chain: A: PDB Molecule: putative hth-type transcriptional regulator yxaf; PDBTitle: crystal structure of hypothetical protein yxaf
19	c3lwjA	Alignment		99.9	10	PDB header: transcription regulator Chain: A: PDB Molecule: putative tetr-family transcriptional regulator; PDBTitle: crystal structure of putative tetr-family transcriptional regulator2 (yp_752756.1) from syntrophomonas wolfei str. goettingen at 2.07 a3 resolution
20	c2nx4A	Alignment		99.9	12	PDB header: structural genomics, unknown function Chain: A: PDB Molecule: transcriptional regulator, tetr family protein; PDBTitle: the crystal structure of athe putative tetr-family transcriptional2 regulator rha06780 from rhodococcus sp. rha1.
21	c2gfnA	Alignment	not modelled	99.9	13	PDB header: transcription Chain: A: PDB Molecule: hth-type transcriptional regulator pksa related protein; PDBTitle: crystal structure of hth-type transcriptional regulator pksa related2 protein from rhodococcus sp. rha1
22	c3pasA	Alignment	not modelled	99.9	14	PDB header: transcription regulator Chain: A: PDB Molecule: tetr family transcription regulator; PDBTitle: crystal structure of a tetr family transcription regulator (maqu_1417)2 from marinobacter aquaeolei vt8 at 1.90 a resolution
23	c3mnlA	Alignment	not modelled	99.9	14	PDB header: transcription regulator Chain: A: PDB Molecule: transcriptional regulatory protein (probably tetr-family); PDBTitle: the crystal structure of kstr (rv3574) from mycobacterium tuberculosis2 h37rv
24	c1rktA	Alignment	not modelled	99.9	16	PDB header: transcription Chain: A: PDB Molecule: protein yfir; PDBTitle: crystal structure of yfir, a putative transcriptional regulator from2 bacillus subtilis
25	c3knwB	Alignment	not modelled	99.9	15	PDB header: transcription regulator Chain: B: PDB Molecule: putative transcriptional regulator (tetr/acrr family); PDBTitle: crystal structure of a putative transcriptional regulator (tetr/acrr2 family member) from putative transcriptional regulator (tetr/acrr3 family)
26	c3himA	Alignment	not modelled	99.9	16	PDB header: transcription regulator Chain: A: PDB Molecule: probable transcriptional regulator; PDBTitle: the crystal structure of a bacterial regulatory protein in the tetr2 family from rhodococcus rha1 to 2.2a
27	c3on4D	Alignment	not modelled	99.9	16	PDB header: transcription Chain: D: PDB Molecule: transcriptional regulator, tetr family; PDBTitle: crystal structure of tetr transcriptional regulator from legionella2 pneumophila
						PDB header: transcription Chain: B: PDB Molecule: hypothetical transcriptional regulator in

28	c1jumB	Alignment	not modelled	99.9	11	qaca PDBTitle: crystal structure of the multidrug binding transcriptional2 repressor qacr bound to the natural drug berberine
29	c2g3bB	Alignment	not modelled	99.9	17	PDB header: transcription Chain: B: PDB Molecule: putative tetr-family transcriptional regulator; PDBTitle: crystal structure of putative tetr-family transcriptional regulator2 from rhodococcus sp.
30	c2iaiA	Alignment	not modelled	99.9	15	PDB header: structural genomics, unknown function Chain: A: PDB Molecule: putative transcriptional regulator sco3833; PDBTitle: crystal structure of sco3833, a member of the tetr transcriptional2 regulator family from streptomyces coelicolor a3
31	c1vi0B	Alignment	not modelled	99.9	12	PDB header: transcription Chain: B: PDB Molecule: transcriptional regulator; PDBTitle: crystal structure of a transcriptional regulator
32	c3f0cA	Alignment	not modelled	99.9	15	PDB header: transcription regulator Chain: A: PDB Molecule: transcriptional regulator; PDBTitle: crystal structure of transcriptional regulator from cytophaga2 hutchinsonii atcc 33406
33	c2qibA	Alignment	not modelled	99.9	19	PDB header: transcription Chain: A: PDB Molecule: tetr-family transcriptional regulator; PDBTitle: crystal structure of tetr-family transcriptional regulator from2 streptomyces coelicolor
34	c3g56A	Alignment	not modelled	99.9	17	PDB header: dna binding protein Chain: A: PDB Molecule: regulator of macrolide 2'-phosphotransferase i; PDBTitle: structure of the macrolide biosensor protein, mphr(a)
35	c3bhqB	Alignment	not modelled	99.9	14	PDB header: transcription Chain: B: PDB Molecule: transcriptional regulator; PDBTitle: crystal structure of a putative tetr-family transcriptional regulator2 (mlr_4833) from mesorhizobium loti maff303099 at 1.54 a resolution
36	c2hytA	Alignment	not modelled	99.9	14	PDB header: transcription Chain: A: PDB Molecule: tetr-family transcriptional regulator; PDBTitle: crystal structure of a tetr-family transcriptional regulator (eca1819)2 from pectobacterium atrosepticum at 1.64 a resolution
37	c3anpD	Alignment	not modelled	99.9	12	PDB header: transcription Chain: D: PDB Molecule: transcriptional repressor, tetr family; PDBTitle: crystal structure of thermus thermophilus fadr, a tetr family2 transcriptional repressor, in complex with lauroyl-coa.
38	c3ppbB	Alignment	not modelled	99.9	12	PDB header: transcription regulator Chain: B: PDB Molecule: putative tetr family transcription regulator; PDBTitle: crystal structure of a putative tetr family transcription regulator2 (shew_3104) from shewanella sp. pv-4 at 2.10 a resolution
39	c2hkuB	Alignment	not modelled	99.9	17	PDB header: transcription regulator Chain: B: PDB Molecule: a putative transcriptional regulator; PDBTitle: structural genomics, the crystal structure of a putative2 transcriptional regulator from rhodococcus sp. rha1
40	c2zb9A	Alignment	not modelled	99.9	15	PDB header: transcription Chain: A: PDB Molecule: putative transcriptional regulator; PDBTitle: crystal structure of tetr family transcription regulator2 sco0332
41	c2raeA	Alignment	not modelled	99.9	20	PDB header: transcription Chain: A: PDB Molecule: transcriptional regulator, acrr family protein; PDBTitle: crystal structure of a tetr/acrr family transcriptional regulator from2 rhodococcus sp. rha1
42	c2rasB	Alignment	not modelled	99.9	12	PDB header: transcription Chain: B: PDB Molecule: transcriptional regulator, tetr family; PDBTitle: crystal structure of a putative tetr/acrr family transcriptional2 regulator (saro_0558) from novosphingobium aromaticivorans dsm at3 1.80 a resolution
43	c2qtqB	Alignment	not modelled	99.9	15	PDB header: transcription Chain: B: PDB Molecule: transcriptional regulator, tetr family; PDBTitle: crystal structure of a predicted dna-binding transcriptional regulator2 (saro_1072) from novosphingobium aromaticivorans dsm at 1.85 a3 resolution
44	c3ccyA	Alignment	not modelled	99.9	14	PDB header: transcription regulator Chain: A: PDB Molecule: putative tetr-family transcriptional regulator; PDBTitle: crystal structure of a tetr-family transcriptional regulator from2 bordetella parapertussis 12822
45	c2dg7A	Alignment	not modelled	99.9	13	PDB header: gene regulation Chain: A: PDB Molecule: putative transcriptional regulator; PDBTitle: crystal structure of the putative transcriptional regulator sco03372 from streptomyces coelicolor a3(2)
46	c1zkgB	Alignment	not modelled	99.9	15	PDB header: transcription regulator Chain: B: PDB Molecule: transcriptional regulator, tetr family; PDBTitle: crystal structure of transcriptional regulator, tetr family (tm1030)2 from thermotoga maritima at 2.30 a resolution
47	c3npiB	Alignment	not modelled	99.9	16	PDB header: gene regulation Chain: B: PDB Molecule: tetr family regulatory protein; PDBTitle: crystal structure of a tetr family regulatory protein (dip1788) from2 corynebacterium diphtheriae at 2.96 a resolution
48	c3he0A	Alignment	not modelled	99.9	17	PDB header: transcription regulator Chain: A: PDB Molecule: transcriptional regulator, tetr family; PDBTitle: the structure of a putative transcriptional regulator tetr family2 protein from vibrio parahaemolyticus.
49	c2dg8D	Alignment	not modelled	99.9	11	PDB header: gene regulation Chain: D: PDB Molecule: putative tetr-family transcriptional regulatory protein; PDBTitle: crystal structure of the putative transcriptional regulator sco75182 from streptomyces coelicolor a3(2)
50	c3geuC	Alignment	not modelled	99.9	13	PDB header: cell adhesion Chain: C: PDB Molecule: intercellular adhesion protein r; PDBTitle: crystal structure of icar from staphylococcus aureus, a member of the2 tetracycline repressor protein family
51	c2uxoB	Alignment	not modelled	99.9	15	PDB header: transcription Chain: B: PDB Molecule: hth-type transcriptional regulator ttgr;

						PDBTitle: ttgr in complex with tetracycline
52	c3nrgA_	Alignment	not modelled	99.9	15	PDB header: transcription Chain: A: PDB Molecule: tetr family transcriptional regulator; PDBTitle: crystal structure of a tetr family transcriptional regulator2 (caur_2714) from chloroflexus aurantiacus j-10-fl at 2.56 a3 resolution
53	c1ui6B_	Alignment	not modelled	99.9	15	PDB header: antibiotic Chain: B: PDB Molecule: a-factor receptor homolog; PDBTitle: crystal structure of gamma-butyrolactone receptor (arpa-like protein)
54	c3dcfB_	Alignment	not modelled	99.9	17	PDB header: transcription regulator Chain: B: PDB Molecule: transcriptional regulator of the tetr/acrr PDBTitle: crystal structure of transcriptional regulator of the2 tetr/acrr family (yp_290855.1) from thermobifida fusca yx-3 er1 at 2.50 a resolution
55	c1u9nA_	Alignment	not modelled	99.9	12	PDB header: dna binding protein Chain: A: PDB Molecule: transcriptional repressor ethr; PDBTitle: crystal structure of the transcriptional regulator ethr in2 a ligand bound conformation opens therapeutic perspectives3 against tuberculosis and leprosy
56	c3cjdB_	Alignment	not modelled	99.9	10	PDB header: transcription regulator Chain: B: PDB Molecule: transcriptional regulator, tetr family; PDBTitle: crystal structure of putative tetr transcriptional regulator2 (yp_510936.1) from jannaschia sp. ccs1 at 1.79 a resolution
57	c3c07B_	Alignment	not modelled	99.9	13	PDB header: transcription regulator Chain: B: PDB Molecule: putative tetr-family transcriptional regulator; PDBTitle: crystal structure of a tetr family transcriptional regulator from2 streptomyces coelicolor a3(2)
58	c2q24A_	Alignment	not modelled	99.9	16	PDB header: transcription Chain: A: PDB Molecule: putative tetr family transcriptional regulator; PDBTitle: crystal structure of tetr transcriptional regulator sco0520 from2 streptomyces coelicolor
59	c2oi8A_	Alignment	not modelled	99.9	12	PDB header: transcription Chain: A: PDB Molecule: putative regulatory protein sco4313; PDBTitle: crystal structure of putative regulatory protein sco4313
60	c2ibdB_	Alignment	not modelled	99.9	12	PDB header: structural genomics, unknown function Chain: B: PDB Molecule: possible transcriptional regulator; PDBTitle: crystal structure of probable transcriptional regulatory protein2 rha5900
61	c3lsjA_	Alignment	not modelled	99.9	15	PDB header: transcription Chain: A: PDB Molecule: dest; PDBTitle: crystal structure of dest in complex with palmitoyl-coa
62	c3qkxB_	Alignment	not modelled	99.9	13	PDB header: transcription regulator Chain: B: PDB Molecule: uncharacterized hth-type transcriptional regulator hi_0893; PDBTitle: crystal structure of a tetr-family transcriptional regulator (hi0893)2 from haemophilus influenzae rd at 2.35 a resolution
63	c1pb6D_	Alignment	not modelled	99.9	16	PDB header: transcription Chain: D: PDB Molecule: hypothetical transcriptional regulator ycdc; PDBTitle: crystal structure of hypothetical transcriptional regulator ycdc
64	c2id3A_	Alignment	not modelled	99.9	16	PDB header: transcription Chain: A: PDB Molecule: putative transcriptional regulator; PDBTitle: crystal structure of transcriptional regulator sco5951 from2 streptomyces coelicolor a3(2)
65	c3rh2A_	Alignment	not modelled	99.9	14	PDB header: dna binding protein Chain: A: PDB Molecule: hypothetical tetr-like transcriptional regulator; PDBTitle: crystal structure of a hypothetical tetr-like transcriptional2 regulator (sama_0099) from shewanella amazonensis sb2b at 2.42 a3 resolution
66	c3cwrA_	Alignment	not modelled	99.9	17	PDB header: transcription regulator Chain: A: PDB Molecule: transcriptional regulator, tetr family; PDBTitle: crystal structure of transcriptional regulator of tetr2 family (yp_425770.1) from rhodospirillum rubrum atcc 111703 at 1.50 a resolution
67	c3aqsD_	Alignment	not modelled	99.9	16	PDB header: transcription regulator Chain: D: PDB Molecule: bacterial regulatory proteins, tetr family; PDBTitle: crystal structure of rolr (ncgl1110) without ligand
68	c2fd5A_	Alignment	not modelled	99.9	17	PDB header: transcription regulator Chain: A: PDB Molecule: transcriptional regulator; PDBTitle: the crystal structure of a transcriptional regulator from pseudomonas2 aeruginosa pao1
69	c2fbqA_	Alignment	not modelled	99.9	17	PDB header: transcription Chain: A: PDB Molecule: probable transcriptional regulator; PDBTitle: the crystal structure of transcriptional regulator pa3006
70	c2wuiA_	Alignment	not modelled	99.9	9	PDB header: transcription Chain: A: PDB Molecule: transcriptional regulator; PDBTitle: crystal structure of mexz, a key repressor responsible for2 antibiotic resistance in pseudomonas aeruginosa.
71	c1zk8A_	Alignment	not modelled	99.9	15	PDB header: transcription regulator Chain: A: PDB Molecule: transcriptional regulator, tetr family; PDBTitle: crystal structure of transcriptional regulator from bacillus cereus2 atcc 14579
72	c3bjbE_	Alignment	not modelled	99.9	18	PDB header: transcription regulator Chain: E: PDB Molecule: probable transcriptional regulator, tetr family protein; PDBTitle: crystal structure of a tetr transcriptional regulator from rhodococcus2 sp. rha1
73	c3bcgA_	Alignment	not modelled	99.9	14	PDB header: transcription regulator Chain: A: PDB Molecule: hth-type transcriptional regulator acrr; PDBTitle: conformational changes of the acrr regulator reveal a2 mechanism of induction
74	c2eh3A_	Alignment	not modelled	99.9	15	PDB header: transcription Chain: A: PDB Molecule: transcriptional regulator; PDBTitle: crystal structure of aq_1058, a transcriptional regulator

					(terr/acrr2 family) from aquifex aeolicus vf5 PDB header: transcription regulator Chain: A: PDB Molecule: transcriptional regulator, acrr family; PDBTitle: crystal structure of predicted dna-binding transcriptional regulator2 of tetr/acrr family (np_350189.1) from clostridium acetobutylicum at3 2.10 a resolution
75	c3b81A_	Alignment	not modelled	99.9	14 PDB header: transcription Chain: A: PDB Molecule: putative tetr-family transcriptional regulator; PDBTitle: structural genomics, the crystal structure of a tetr-family2 transcriptional regulator from streptomyces coelicolor a3
76	c2of7A_	Alignment	not modelled	99.9	16 PDB header: transcription Chain: A: PDB Molecule: cmer; PDBTitle: crystal structure of the transcriptional regulator cmer from2 campylobacter jejuni
77	c2qcoA_	Alignment	not modelled	99.9	14 PDB header: structural genomics, unknown function Chain: A: PDB Molecule: uncharacterized tetr family protein; PDBTitle: the structure of a member of tetr family (sco1917) from2 streptomyces coelicolor a3
78	c3iuvA_	Alignment	not modelled	99.8	15 PDB header: transcription regulator Chain: B: PDB Molecule: putative transcription regulator; PDBTitle: crystal structure of putative transcription regulator from2 lactobacillus plantarum
79	c3colB_	Alignment	not modelled	99.8	12 PDB header: transcription regulator Chain: A: PDB Molecule: transcriptional regulator, tetr family; PDBTitle: the crystal structure of the transcriptional regulator (tetr family)2 from bacillus cereus
80	c2fq4A_	Alignment	not modelled	99.8	13 PDB header: dna binding protein Chain: A: PDB Molecule: transcriptional regulator tetr family; PDBTitle: crystal structure of a putative transcriptional regulator of the tetr2 family (syn_02108) from syntrophus aciditrophicus at 2.60 a3 resolution
81	c3s5rA_	Alignment	not modelled	99.8	13 PDB header: transcription Chain: A: PDB Molecule: tetr-family transcriptional regulator; PDBTitle: crystal structure of tetr family transcriptional regulator2 sco7815
82	c2zcxA_	Alignment	not modelled	99.8	12 PDB header: transcription Chain: B: PDB Molecule: putative transcriptional repressor (tetr/acrr family); PDBTitle: structural genomics, the crystal structure of a putative2 transcriptional repressor (tetr/acrr family) from salmonella3 typhimurim lt2
83	c1t33B_	Alignment	not modelled	99.8	16 PDB header: gene regulation Chain: A: PDB Molecule: putative tetr family regulatory protein; PDBTitle: crystal structure of transcriptional factor sco4008 from streptomyces2 coelicolor a3(2)
84	c2d6yA_	Alignment	not modelled	99.8	13 PDB header: transcription Chain: A: PDB Molecule: transcriptional regulator, tetr family; PDBTitle: crystal structure of a transcriptional regulator of the tetr family2 (shew_3567) from shewanella loihica pv-4 at 2.05 a resolution
85	c3gziA_	Alignment	not modelled	99.8	19 PDB header: transcription regulator Chain: A: PDB Molecule: transcriptional regulator, tetr family; PDBTitle: the structure of a putative tetr family transcriptional regulator from2 geobacter sulfurreducens pca.
86	c3dewA_	Alignment	not modelled	99.8	21 PDB header: transcription regulator Chain: A: PDB Molecule: transcriptional regulator, tetr family; PDBTitle: crystal structure of tetr transcriptional regulator from agrobacterium2 tumefaciens
87	c3c2bA_	Alignment	not modelled	99.8	14 PDB header: transcription Chain: B: PDB Molecule: biofilm operon icaabcd hth-type negative transcriptional PDBTitle: crystal structure of icar, a repressor of the tetr family
88	c2zcmB_	Alignment	not modelled	99.8	13 PDB header: transcription Chain: A: PDB Molecule: putative tetr-family transcriptional regulator; PDBTitle: crystal structure of tetr-family transcriptional regulator
89	c2rekA_	Alignment	not modelled	99.8	17 PDB header: transcription regulator Chain: A: PDB Molecule: transcriptional regulator; PDBTitle: structure of a putative tetr transcriptional regulator (pa3699) from2 pseudomonas aeruginosa pa01
90	c3kkdA_	Alignment	not modelled	99.8	10 PDB header: transcription/dna Chain: A: PDB Molecule: transcriptional regulator; PDBTitle: crystal structure of the operator-binding form of the multi-drug2 binding transcriptional repressor cgmnr
91	c2yvha_	Alignment	not modelled	99.8	15 PDB header: transcription Chain: A: PDB Molecule: transcriptional regulator; PDBTitle: crystal structure of a tetr family transcriptional regulator2 (ncgl1578, cgl1640) from corynebacterium glutamicum at 2.10 a3 resolution
92	c2o7tA_	Alignment	not modelled	99.8	11 PDB header: transcription regulator Chain: A: PDB Molecule: transcriptional regulator aepr; PDBTitle: crystal structure of a tetr family transcriptional regulator from2 pseudomonas syringae pv. tomato str. dc3000
93	c3cdlA_	Alignment	not modelled	99.8	17 PDB header: transcription regulator Chain: A: PDB Molecule: bacterial regulatory proteins, tetr family; PDBTitle: crystal structure of the tetr transcriptional regulator from2 nitrosomonas europaea atcc 19718
94	c3ni7A_	Alignment	not modelled	99.8	8 PDB header: transcription Chain: A: PDB Molecule: transcriptional regulator, tetr family; PDBTitle: crystal structure of a tetr-family transcriptional regulator2 (maqu_3571) from marinobacter aquaeolei vt8 at 2.49 a resolution
95	c3nnrA_	Alignment	not modelled	99.8	12 PDB header: transcription Chain: A: PDB Molecule: possible transcriptional regulator, tetr family protein; PDBTitle: crystal structure of transcriptional regulator rha06399 from2 rhodococcus sp. rha1
96	c2qkoA_	Alignment	not modelled	99.8	11 PDB header: dna binding protein Chain: A: PDB Molecule: hth-type protein slma; PDBTitle: molecular mechanism by which the escherichia coli nucleoid occlusion2 factor, slma, keeps cytokinesis in check
97	c3nxcA_	Alignment	not modelled	99.8	13 PDB header: transcription

98	c2guhA	Alignment	not modelled	99.8	15	Chain: A: PDB Molecule: putative tetr-family transcriptional regulator; PDBTitle: crystal structure of the putative tetr-family transcriptional2 regulator from rhodococcus sp. rha1
99	c3egqB	Alignment	not modelled	99.8	13	PDB header: transcription Chain: B: PDB Molecule: tetr family transcriptional regulator; PDBTitle: crystal structure of a tetr-family transcriptional regulator (af_1817)2 from archaeoglobus fulgidus at 2.55 a resolution
100	c3crjC	Alignment	not modelled	99.8	14	PDB header: transcription regulator Chain: C: PDB Molecule: transcription regulator; PDBTitle: crystal structure of a tetr transcription regulator from haloarcula2 marismortui atcc 43049
101	c3kkcB	Alignment	not modelled	99.8	11	PDB header: transcription regulator Chain: B: PDB Molecule: tetr family transcriptional regulator; PDBTitle: the crystal structure of tetr transcriptional regulator from2 streptococcus agalactiae 2603v
102	c2vprA	Alignment	not modelled	99.8	12	PDB header: transcription Chain: A: PDB Molecule: tetracycline resistance repressor protein; PDBTitle: tet repressor class h in complex with 5a,6-2 anhydrotetracycline-mg
103	c3fiwB	Alignment	not modelled	99.8	18	PDB header: transcription regulator Chain: B: PDB Molecule: putative tetr-family transcriptional regulator; PDBTitle: structure of sco0253, a tetr-family transcriptional regulator from2 streptomyces coelicolor
104	c2qwtA	Alignment	not modelled	99.8	13	PDB header: transcription Chain: A: PDB Molecule: transcriptional regulator, tetr family; PDBTitle: crystal structure of the tetr transcription regulatory2 protein from mycobacterium vanbaalenii
105	c3bniA	Alignment	not modelled	99.8	17	PDB header: transcription regulator Chain: A: PDB Molecule: putative tetr-family transcriptional regulator; PDBTitle: crystal structure of tetr-family transcriptional regulator from2 streptomyces coelicolor
106	c2y31A	Alignment	not modelled	99.8	21	PDB header: transcription Chain: A: PDB Molecule: putative repressor simreg2; PDBTitle: simocyclinone c4 bound form of tetr-like repressor simr
107	c2jk3A	Alignment	not modelled	99.8	14	PDB header: transcription Chain: A: PDB Molecule: hemolysin ii regulatory protein; PDBTitle: crystal structure of the hlyiir mutant protein with2 residues 169-186 substituted by gssgssg linker
108	c1bjzA	Alignment	not modelled	99.8	16	PDB header: transcription regulation Chain: A: PDB Molecule: tetracycline repressor; PDBTitle: tetracycline chelated mg2+-ion initiates helix unwinding for tet2 repressor induction
109	c2hxoB	Alignment	not modelled	99.8	12	PDB header: transcription Chain: B: PDB Molecule: putative tetr-family transcriptional regulator; PDBTitle: structure of the transcriptional regulator sco7222, a tetr from2 streptomyces coelicolor
110	c3b6aC	Alignment	not modelled	99.8	15	PDB header: transcription Chain: C: PDB Molecule: actr protein; PDBTitle: crystal structure of the streptomyces coelicolor tetr2 family protein actr in complex with actinorhodin
111	c3o60A	Alignment	not modelled	99.8	6	PDB header: structural genomics, unknown function Chain: A: PDB Molecule: lin0861 protein; PDBTitle: the crystal structure of lin0861 from listeria innocua to 2.8a
112	c2iu5A	Alignment	not modelled	99.8	11	PDB header: transcription Chain: A: PDB Molecule: hth-type dhaklm operon transcriptional activator dhas; PDBTitle: dihydroxyacetone kinase operon activator dhas
113	c2pz9A	Alignment	not modelled	99.8	13	PDB header: transcription Chain: A: PDB Molecule: putative regulatory protein; PDBTitle: crystal structure of putative transcriptional regulator sco4942 from2 streptomyces coelicolor
114	c3bqyA	Alignment	not modelled	99.8	14	PDB header: transcription regulator Chain: A: PDB Molecule: putative tetr family transcriptional regulator; PDBTitle: crystal structure of a possible tetr family transcriptional regulator2 from streptomyces coelicolor a3(2).
115	c2g71A	Alignment	not modelled	99.8	15	PDB header: transcription Chain: A: PDB Molecule: tetr-family transcriptional regulator; PDBTitle: crystal structure of putative transcription regulator sco7704 from2 streptomyces coelicor
116	c2hxiA	Alignment	not modelled	99.8	23	PDB header: transcription Chain: A: PDB Molecule: putative transcriptional regulator; PDBTitle: structural genomics, the crystal structure of a putative2 transcriptional regulator from streptomyces coelicolor a3(2)
117	c2wgbB	Alignment	not modelled	99.8	10	PDB header: transcription Chain: B: PDB Molecule: tetr family transcriptional repressor lfrr; PDBTitle: crystal structure of the tetr-like transcriptional2 regulator lfrr from mycobacterium smegmatis
118	c2oerA	Alignment	not modelled	99.7	16	PDB header: transcription Chain: A: PDB Molecule: probable transcriptional regulator; PDBTitle: probable transcriptional regulator from pseudomonas2 aeruginosa
119	c1z0xA	Alignment	not modelled	99.7	17	PDB header: transcription Chain: A: PDB Molecule: transcriptional regulator, tetr family; PDBTitle: crystal structure of transcriptional regulator, tetr family from2 enterococcus faecalis v583
120	d2oi8a1	Alignment	not modelled	99.7	18	Fold: DNA/RNA-binding 3-helical bundle Superfamily: Homeodomain-like Family: Tetracyclin repressor-like, N-terminal domain