

Email	l.a.kelley@imperial.ac.uk
Description	P77150
Date	Wed Jan 25 15:21:10 GMT 2012
Unique Job ID	19052f3ef6c8c02b

Sequence: MMKNILAIQS HVVYGHAGNSAAEFPMRRLGANVWPLNTVQFSNHTQY GKWTGCVMP PSHL

Secondary structure: [Diagram showing alpha-helices and beta-strands]

SS: [Solvent accessibility plot]

confidence: [Confidence score plot]

Disorder: [Disorder prediction plot]

Disorder confidence: [Disorder confidence plot]

Sequence: TEIVQGI AAI DKLHTCDAVL SGYLGSAEQGEHILGI VRQVKAANPQAKYFCDPVMGHPEK

Secondary structure: [Diagram showing alpha-helices and beta-strands]

SS: [Solvent accessibility plot]

confidence: [Confidence score plot]

Disorder: [Disorder prediction plot]

Disorder confidence: [Disorder confidence plot]

Sequence: GCIVAPGVAEFHV RHGLPASDI APNLVELEILCEHAVNNVEEAVLAARELI AQGPQIVL

Secondary structure: [Diagram showing alpha-helices and beta-strands]

SS: [Solvent accessibility plot]

confidence: [Confidence score plot]

Disorder: [Disorder prediction plot]

Disorder confidence: [Disorder confidence plot]

Sequence: VKHLARAGYSRDRFEMLLVTADEA WHISRPLVDFGMRQPVGVGDVTSGLLLVKLLQGATL

Secondary structure: [Diagram showing alpha-helices and beta-strands]

SS: [Solvent accessibility plot]

confidence: [Confidence score plot]

Disorder: [Disorder prediction plot]

Disorder confidence: [Disorder confidence plot]

Sequence: QEAL EHVTA AVVEI MVTTKA MQEYELQVVAAQDRI AKPEHYFSATKL

Secondary structure: [Diagram showing alpha-helices and beta-strands]


SS: [Solvent accessibility plot]

confidence: [Confidence score plot]


Disorder: [Disorder prediction plot]


Disorder confidence: [Disorder confidence plot]

Confidence Key

High(9)  Low (0)

? Disordered

 Alpha helix

 Beta strand