



Email	l.a.kelley@imperial.ac.uk
Description	P65870
Date	Thu Jan 5 12:10:19 GMT 2012
Unique Job ID	1481464c81729bfc


Protein structure and disorder analysis for two protein segments. The top segment (residues 1-60) shows a protein with several alpha-helices and a beta-strand, with a disorder score of 0.00. The bottom segment (residues 61-120) shows a protein with several alpha-helices and a beta-strand, with a disorder score of 0.00. The disorder analysis is shown as a bar chart below the sequence, with a scale from 0.00 to 1.00.

Confidence Key

High(9)  Low (0)

? Disordered

 Alpha helix

 Beta strand