


Email	l.a.kelley@imperial.ac.uk
Description	P38394
Date	Thu Jan 5 11:58:08 GMT 2012
Unique Job ID	05a29e5ba3fd1def


Protein structure and analysis of the MTKKIKCAYHLCKKDVESKAIERMLHFMHGILSKDEPRKYCSEACA EKDQMAHEL protein. The image displays the sequence, secondary structure (alpha-helices), SS confidence, disorder, and disorder confidence.


Sequence	Secondary structure	SS confidence	Disorder	Disorder confidence
MTKKIKCAYHLCKKDVESKAIERMLHFMHGILSKDEPRKYCSEACA EKDQMAHEL	Alpha-helices (green)	Confidence bars (red, orange, yellow, green, blue)	Disorder regions (question marks)	Disorder confidence bars (red, orange, yellow, green, blue)

Confidence Key

High(9)  Low (0)

? Disordered

 Alpha helix

 Beta strand