





# Phyre2

Email	l.a.kelley@imperial.ac.uk
Description	C1P616
Date	Wed Jan 25 15:20:07 GMT 2012
Unique Job ID	02c0f678240258ee

Detailed template information

#	Template	Alignment Coverage	3D Model	Confidence	% i.d.	Template Information
1	<a href="#">c2voyB_</a>	 Alignment		10.8	43	<b>PDB header:</b> hydrolase <b>Chain:</b> B: <b>PDB Molecule:</b> sarcoplasmic/endoplasmic reticulum calcium <b>PDBTitle:</b> cryoem model of copa, the copper transporting atpase from2 archaeoglobus fulgidus
2	<a href="#">c1p58F_</a>	 Alignment		10.3	31	<b>PDB header:</b> virus <b>Chain:</b> F: <b>PDB Molecule:</b> envelope protein m; <b>PDBTitle:</b> complex organization of dengue virus membrane proteins as revealed by2 9.5 angstrom cryo-em reconstruction