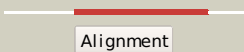

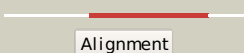

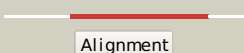

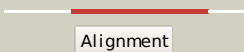

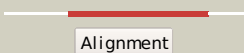

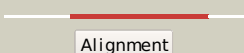

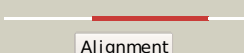

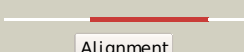








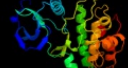

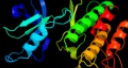

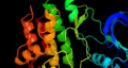


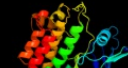


Phyre2

Email	I.a.kelley@imperial.ac.uk
Description	P51813
Date	Fri May 25 10:09:19 BST 2012
Unique Job ID	f16d64fa55919e06


Detailed template information

#	Template	Alignment Coverage	3D Model	Confidence	% i.d.	Template Information
1	c2fo0A_	 Alignment		100.0	36	PDB header: transferase Chain: A: PDB Molecule: proto-oncogene tyrosine-protein kinase abl1 (1b isoform); PDBTitle: organization of the sh3-sh2 unit in active and inactive forms of the2 c-abl tyrosine kinase
2	c1oplA_	 Alignment		100.0	39	PDB header: transferase Chain: A: PDB Molecule: proto-oncogene tyrosine-protein kinase; PDBTitle: structural basis for the auto-inhibition of c-abl tyrosine2 kinase
3	c1y57A_	 Alignment		100.0	37	PDB header: transferase Chain: A: PDB Molecule: proto-oncogene tyrosine-protein kinase src; PDBTitle: structure of unphosphorylated c-src in complex with an inhibitor
4	c2h8hA_	 Alignment		100.0	38	PDB header: transferase Chain: A: PDB Molecule: proto-oncogene tyrosine-protein kinase src; PDBTitle: src kinase in complex with a quinazoline inhibitor
5	c1k9aB_	 Alignment		100.0	36	PDB header: transferase Chain: B: PDB Molecule: carboxyl-terminal src kinase; PDBTitle: crystal structure analysis of full-length carboxyl-terminal2 src kinase at 2.5 a resolution
6	c2c0iA_	 Alignment		100.0	35	PDB header: transferase Chain: A: PDB Molecule: tyrosine-protein kinase hck; PDBTitle: src family kinase hck with bound inhibitor a-420983
7	c2ozoA_	 Alignment		100.0	31	PDB header: transferase Chain: A: PDB Molecule: tyrosine-protein kinase zap-70; PDBTitle: autoinhibited intact human zap-70
8	c3cblA_	 Alignment		100.0	40	PDB header: transferase Chain: A: PDB Molecule: proto-oncogene tyrosine-protein kinase fes/fps; PDBTitle: crystal structure of human feline sarcoma viral oncogene homologue (v-2 fes) in complex with staurosporine and a consensus peptide
9	c2j0kB_	 Alignment		100.0	38	PDB header: transferase Chain: B: PDB Molecule: focal adhesion kinase 1; PDBTitle: crystal structure of a fragment of focal adhesion kinase2 containing the ferm and kinase domains.
10	d1qcfa3	 Alignment		100.0	40	Fold: Protein kinase-like (PK-like) Superfamily: Protein kinase-like (PK-like) Family: Protein kinases, catalytic subunit
11	d1lopja	 Alignment		100.0	43	Fold: Protein kinase-like (PK-like) Superfamily: Protein kinase-like (PK-like) Family: Protein kinases, catalytic subunit

12	c3pfqA_	Alignment		100.0	24	PDB header: transferase Chain: A: PDB Molecule: protein kinase c beta type; PDBTitle: crystal structure and allosteric activation of protein kinase c beta2 ii
13	c2acxB_	Alignment		100.0	21	PDB header: transferase Chain: B: PDB Molecule: g protein-coupled receptor kinase 6; PDBTitle: crystal structure of g protein coupled receptor kinase 6 bound to2 amppnp
14	c1ym7C_	Alignment		100.0	17	PDB header: transferase Chain: C: PDB Molecule: beta-adrenergic receptor kinase 1; PDBTitle: g protein-coupled receptor kinase 2 (grk2)
15	c3zwwA_	Alignment		100.0	36	PDB header: transferase Chain: A: PDB Molecule: tyrosine-protein kinase transmembrane receptor ror2; PDBTitle: crystal structure of the kinase domain of ror2
16	d1k2pa_	Alignment		100.0	66	Fold: Protein kinase-like (PK-like) Superfamily: Protein kinase-like (PK-like) Family: Protein kinases, catalytic subunit
17	d1qpca_	Alignment		100.0	43	Fold: Protein kinase-like (PK-like) Superfamily: Protein kinase-like (PK-like) Family: Protein kinases, catalytic subunit
18	c3c4yA_	Alignment		100.0	20	PDB header: transferase Chain: A: PDB Molecule: rhodopsin kinase; PDBTitle: crystal structure of apo form of g protein coupled receptor kinase 12 at 7.51a
19	c3qa8A_	Alignment		100.0	24	PDB header: immune system, signaling protein Chain: A: PDB Molecule: mgc80376 protein; PDBTitle: crystal structure of inhibitor of kappa b kinase beta
20	c2ivsA_	Alignment		100.0	37	PDB header: transferase Chain: A: PDB Molecule: proto-oncogene tyrosine-protein kinase receptor PDBTitle: crystal structure of non-phosphorylated ret tyrosine kinase2 domain
21	c1koaA_	Alignment	not modelled	100.0	24	PDB header: kinase Chain: A: PDB Molecule: twitchin; PDBTitle: twitchin kinase fragment (c.elegans), autoregulated protein2 kinase and immunoglobulin domains
22	c3ckxA_	Alignment	not modelled	100.0	29	PDB header: transferase Chain: A: PDB Molecule: serine/threonine-protein kinase 24; PDBTitle: crystal structure of sterile 20-like kinase 3 (mst3, stk24)2 in complex with staurosporine
23	c3g0eA_	Alignment	not modelled	100.0	39	PDB header: transferase Chain: A: PDB Molecule: mast/stem cell growth factor receptor; PDBTitle: kit kinase domain in complex with sunitinib
24	c2vwiC_	Alignment	not modelled	100.0	29	PDB header: transferase Chain: C: PDB Molecule: serine/threonine-protein kinase osr1; PDBTitle: structure of the osr1 kinase, a hypertension drug target
25	d1u59a_	Alignment	not modelled	100.0	37	Fold: Protein kinase-like (PK-like) Superfamily: Protein kinase-like (PK-like) Family: Protein kinases, catalytic subunit
26	d1lufa_	Alignment	not modelled	100.0	36	Fold: Protein kinase-like (PK-like) Superfamily: Protein kinase-like (PK-like) Family: Protein kinases, catalytic subunit
27	c1lufA_	Alignment	not modelled	100.0	36	PDB header: transferase Chain: A: PDB Molecule: muscle-specific tyrosine kinase receptor musk; PDBTitle: crystal structure of the musk tyrosine kinase: insights2 into receptor autoregulation
28	d2j4za1	Alignment	not modelled	100.0	22	Fold: Protein kinase-like (PK-like) Superfamily: Protein kinase-like (PK-like) Family: Protein kinases, catalytic subunit PDB header: transferase

29	c2pvfA	Alignment	not modelled	100.0	37	Chain: A: PDB Molecule: fibroblast growth factor receptor 2; PDBTitle: crystal structure of tyrosine phosphorylated activated fgf receptor 2 (fgfr2) kinase domain in complex with atp analog and substrate3 peptide
30	c3soaA	Alignment	not modelled	100.0	22	PDB header: transferase/transferase inhibitor Chain: A: PDB Molecule: calcium/calmodulin-dependent protein kinase type ii subunit PDBTitle: full-length human camkii
31	c2c30A	Alignment	not modelled	100.0	26	PDB header: transferase Chain: A: PDB Molecule: serine/threonine-protein kinase pak 6; PDBTitle: crystal structure of the human p21-activated kinase 6
32	c3q5iA	Alignment	not modelled	100.0	26	PDB header: transferase Chain: A: PDB Molecule: protein kinase; PDBTitle: crystal structure of pbanka_031420
33	c3dpkA	Alignment	not modelled	100.0	39	PDB header: transferase Chain: A: PDB Molecule: macrophage colony-stimulating factor 1 receptor; PDBTitle: cfms tyrosine kinase in complex with a pyridopyrimidinone2 inhibitor
34	d2psqa1	Alignment	not modelled	100.0	37	Fold: Protein kinase-like (PK-like) Superfamily: Protein kinase-like (PK-like) Family: Protein kinases, catalytic subunit
35	c2psqA	Alignment	not modelled	100.0	37	PDB header: transferase Chain: A: PDB Molecule: fibroblast growth factor receptor 2; PDBTitle: crystal structure of unphosphorylated unactivated wild type2 fgf receptor 2 (fgfr2) kinase domain
36	d3bu3a1	Alignment	not modelled	100.0	39	Fold: Protein kinase-like (PK-like) Superfamily: Protein kinase-like (PK-like) Family: Protein kinases, catalytic subunit
37	d1fmka3	Alignment	not modelled	100.0	44	Fold: Protein kinase-like (PK-like) Superfamily: Protein kinase-like (PK-like) Family: Protein kinases, catalytic subunit
38	d1sm2a	Alignment	not modelled	100.0	56	Fold: Protein kinase-like (PK-like) Superfamily: Protein kinase-like (PK-like) Family: Protein kinases, catalytic subunit
39	d1t46a	Alignment	not modelled	100.0	38	Fold: Protein kinase-like (PK-like) Superfamily: Protein kinase-like (PK-like) Family: Protein kinases, catalytic subunit
40	c3lxkA	Alignment	not modelled	100.0	33	PDB header: transferase Chain: A: PDB Molecule: tyrosine-protein kinase jak3; PDBTitle: structural and thermodynamic characterization of the tyk2 and jak32 kinase domains in complex with cp-690550 and cmp-6
41	c3sxrA	Alignment	not modelled	100.0	96	PDB header: transferase/transferase inhibitor Chain: A: PDB Molecule: cytoplasmic tyrosine-protein kinase bmx; PDBTitle: crystal structure of bmx non-receptor tyrosine kinase complex with2 dasatinib
42	c3d9vA	Alignment	not modelled	100.0	22	PDB header: transferase Chain: A: PDB Molecule: rho-associated protein kinase 1; PDBTitle: crystal structure of rock i bound to h-1152p a di-2 methylated variant of fasudil
43	c3plsA	Alignment	not modelled	100.0	33	PDB header: transferase Chain: A: PDB Molecule: macrophage-stimulating protein receptor; PDBTitle: ron in complex with ligand amp-pnp
44	d1yhwa1	Alignment	not modelled	100.0	24	Fold: Protein kinase-like (PK-like) Superfamily: Protein kinase-like (PK-like) Family: Protein kinases, catalytic subunit
45	d1mp8a	Alignment	not modelled	100.0	37	Fold: Protein kinase-like (PK-like) Superfamily: Protein kinase-like (PK-like) Family: Protein kinases, catalytic subunit
46	c3lijA	Alignment	not modelled	100.0	24	PDB header: transferase Chain: A: PDB Molecule: calcium/calmodulin dependent protein kinase with PDBTitle: crystal structure of full length cpdpk3 (cgd5_820) in2 complex with ca2+ and amppnp
47	c4eutA	Alignment	not modelled	100.0	24	PDB header: transferase/transferase inhibitor Chain: A: PDB Molecule: serine/threonine-protein kinase tbk1; PDBTitle: structure of bx-795 complexed with unphosphorylated human tbk1 kinase-2 uld domain
48	d1p4oa	Alignment	not modelled	100.0	38	Fold: Protein kinase-like (PK-like) Superfamily: Protein kinase-like (PK-like) Family: Protein kinases, catalytic subunit
49	c2wtkC	Alignment	not modelled	100.0	19	PDB header: transferase/metal-binding protein Chain: C: PDB Molecule: serine/threonine-protein kinase 11; PDBTitle: structure of the heterotrimeric lkb1-stradalpham25alpha2 complex
50	c2bujA	Alignment	not modelled	100.0	21	PDB header: transferase Chain: A: PDB Molecule: serine/threonine-protein kinase 16; PDBTitle: crystal structure of the human serine-threonine kinase 162 in complex with staurosporine
51	c2a1aB	Alignment	not modelled	100.0	21	PDB header: protein synthesis/transferase Chain: B: PDB Molecule: interferon-induced, double-stranded rna-activated protein PDBTitle: pkr kinase domain-eif2alpha complex
52	c3lvpD	Alignment	not modelled	100.0	39	PDB header: transferase Chain: D: PDB Molecule: insulin-like growth factor 1 receptor; PDBTitle: crystal structure of bisphosphorylated igf1-r kinase domain (2p) in2 complex with a bis-azaindole inhibitor
53	c2bmcD	Alignment	not modelled	100.0	24	PDB header: transferase Chain: D: PDB Molecule: serine threonine-protein kinase 6; PDBTitle: aurora-2 t287d t288d complexed with pha-680632
54	c2j5iA	Alignment	not modelled	100.0	27	PDB header: transferase Chain: A: PDB Molecule: ste20-like serine/threonine-protein kinase; PDBTitle: crystal structure of human ste20-like kinase bound to 5-2

						amino-3-((4-(aminosulfonyl)phenyl)amino)-n-(2,6-3 difluorophenyl)-1h-1,2,4-triazole-1-carbothioamide
55	d1phka_	Alignment	not modelled	100.0	24	Fold: Protein kinase-like (PK-like) Superfamily: Protein kinase-like (PK-like) Family: Protein kinases, catalytic subunit
56	c3l9pA_	Alignment	not modelled	100.0	38	PDB header: transferase Chain: A: PDB Molecule: anaplastic lymphoma kinase; PDBTitle: crystal structure of the anaplastic lymphoma kinase catalytic domain
57	d1fgka_	Alignment	not modelled	100.0	36	Fold: Protein kinase-like (PK-like) Superfamily: Protein kinase-like (PK-like) Family: Protein kinases, catalytic subunit
58	d2jfla1	Alignment	not modelled	100.0	28	Fold: Protein kinase-like (PK-like) Superfamily: Protein kinase-like (PK-like) Family: Protein kinases, catalytic subunit
59	c2vd5A_	Alignment	not modelled	100.0	22	PDB header: transferase Chain: A: PDB Molecule: dmpk protein; PDBTitle: structure of human myotonic dystrophy protein kinase in2 complex with the bisindolmaleide inhibitor bim viii
60	c1yvja_	Alignment	not modelled	100.0	30	PDB header: transferase Chain: A: PDB Molecule: tyrosine-protein kinase jak3; PDBTitle: crystal structure of the jak3 kinase domain in complex with2 a staurosporine analogue
61	c2y7jB_	Alignment	not modelled	100.0	22	PDB header: transferase Chain: B: PDB Molecule: phosphorylase b kinase gamma catalytic chain, PDBTitle: structure of human phosphorylase kinase, gamma 2
62	c3fbvL_	Alignment	not modelled	100.0	24	PDB header: transferase, hydrolase Chain: L: PDB Molecule: serine/threonine-protein kinase/endoribonuclease ire1; PDBTitle: crystal structure of the oligomer formed by the kinase-ribonuclease2 domain of ire1
63	c3eygA_	Alignment	not modelled	100.0	32	PDB header: transferase Chain: A: PDB Molecule: tyrosine-protein kinase; PDBTitle: crystal structures of jak1 and jak2 inhibitor complexes
64	c3dfaA_	Alignment	not modelled	100.0	25	PDB header: transferase Chain: A: PDB Molecule: calcium-dependent protein kinase cgd3_920; PDBTitle: crystal structure of kinase domain of calcium-dependent protein kinase2 cgd3_920 from cryptosporidium parvum
65	d1jpaa_	Alignment	not modelled	100.0	35	Fold: Protein kinase-like (PK-like) Superfamily: Protein kinase-like (PK-like) Family: Protein kinases, catalytic subunit
66	c3fupB_	Alignment	not modelled	100.0	31	PDB header: transferase Chain: B: PDB Molecule: tyrosine-protein kinase jak2; PDBTitle: crystal structures of jak1 and jak2 inhibitor complexes
67	c2a27B_	Alignment	not modelled	100.0	21	PDB header: transferase Chain: B: PDB Molecule: death-associated protein kinase 2; PDBTitle: human drp-1 kinase, w305s s308a d40 mutant, crystal form with 82 monomers in the asymmetric unit
68	c2w1iB_	Alignment	not modelled	100.0	31	PDB header: transferase Chain: B: PDB Molecule: jak2; PDBTitle: structure determination of aurora kinase in complex with2 inhibitor
69	c2clqA_	Alignment	not modelled	100.0	25	PDB header: transferase Chain: A: PDB Molecule: mitogen-activated protein kinase kinase kinase 5; PDBTitle: structure of mitogen-activated protein kinase kinase kinase2 5
70	d1uwha_	Alignment	not modelled	100.0	33	Fold: Protein kinase-like (PK-like) Superfamily: Protein kinase-like (PK-like) Family: Protein kinases, catalytic subunit
71	c3cc6A_	Alignment	not modelled	100.0	37	PDB header: transferase Chain: A: PDB Molecule: protein tyrosine kinase 2 beta; PDBTitle: crystal structure of kinase domain of protein tyrosine kinase 2 beta2 (ptk2b)
72	c2qg5D_	Alignment	not modelled	100.0	23	PDB header: transferase Chain: D: PDB Molecule: calcium/calmodulin-dependent protein kinase; PDBTitle: cryptosporidium parvum calcium dependent protein kinase cgd7_1840
73	d1mqba_	Alignment	not modelled	100.0	39	Fold: Protein kinase-like (PK-like) Superfamily: Protein kinase-like (PK-like) Family: Protein kinases, catalytic subunit
74	d1jksa_	Alignment	not modelled	100.0	24	Fold: Protein kinase-like (PK-like) Superfamily: Protein kinase-like (PK-like) Family: Protein kinases, catalytic subunit
75	c3hztA_	Alignment	not modelled	100.0	26	PDB header: transferase Chain: A: PDB Molecule: calcium-dependent protein kinase 3; PDBTitle: crystal structure of toxoplasma gondii cdpk3, tgme49_105860
76	c3p23B_	Alignment	not modelled	100.0	23	PDB header: hydrolase, transferase Chain: B: PDB Molecule: serine/threonine-protein kinase/endoribonuclease ire1; PDBTitle: crystal structure of the human kinase and rnase domains in complex2 with adp
77	d1xbba_	Alignment	not modelled	100.0	40	Fold: Protein kinase-like (PK-like) Superfamily: Protein kinase-like (PK-like) Family: Protein kinases, catalytic subunit
78	c2pziA_	Alignment	not modelled	100.0	18	PDB header: transferase Chain: A: PDB Molecule: probable serine/threonine-protein kinase pkng; PDBTitle: crystal structure of protein kinase pkng from mycobacterium2 tuberculosis in complex with tetrahydrobenzothiophene ax20017
						PDB header: transferase

79	c3d4qA_	Alignment	not modelled	100.0	33	Chain: A: PDB Molecule: b-raf proto-oncogene serine/threonine-protein kinase; PDBTitle: pyrazole-based inhibitors of b-raf kinase
80	d1fvra_	Alignment	not modelled	100.0	38	Fold: Protein kinase-like (PK-like) Superfamily: Protein kinase-like (PK-like) Family: Protein kinases, catalytic subunit
81	c3v5qB_	Alignment	not modelled	100.0	38	PDB header: transferase/transferase inhibitor Chain: B: PDB Molecule: nt-3 growth factor receptor; PDBTitle: discovery of a selective trk inhibitor with efficacy in rodent cancer2 tumor models
82	c3comB_	Alignment	not modelled	100.0	30	PDB header: transferase Chain: B: PDB Molecule: serine/threonine-protein kinase 4; PDBTitle: crystal structure of mst1 kinase
83	d1ckia_	Alignment	not modelled	100.0	15	Fold: Protein kinase-like (PK-like) Superfamily: Protein kinase-like (PK-like) Family: Protein kinases, catalytic subunit
84	d1xjda_	Alignment	not modelled	100.0	25	Fold: Protein kinase-like (PK-like) Superfamily: Protein kinase-like (PK-like) Family: Protein kinases, catalytic subunit
85	c1xjda_	Alignment	not modelled	100.0	25	PDB header: transferase Chain: A: PDB Molecule: protein kinase c, theta type; PDBTitle: crystal structure of pkc-theta complexed with staurosporine2 at 2a resolution
86	c2bdwB_	Alignment	not modelled	100.0	24	PDB header: transferase Chain: B: PDB Molecule: hypothetical protein k11e8.1d; PDBTitle: crystal structure of the auto-inhibited kinase domain of2 calcium/calmodulin activated kinase ii
87	c1mruB_	Alignment	not modelled	100.0	25	PDB header: transferase Chain: B: PDB Molecule: probable serine/threonine-protein kinase pknb; PDBTitle: intracellular ser/thr protein kinase domain of2 mycobacterium tuberculosis pknb.
88	c2cgvA_	Alignment	not modelled	100.0	24	PDB header: transferase Chain: A: PDB Molecule: serine/threonine-protein kinase chk1; PDBTitle: identification of chemically diverse chk1 inhibitors by2 receptor-based virtual screening
89	c3lxnA_	Alignment	not modelled	100.0	32	PDB header: transferase Chain: A: PDB Molecule: non-receptor tyrosine-protein kinase tyk2; PDBTitle: structural and thermodynamic characterization of the tyk2 and jak32 kinase domains in complex with cp-690550 and cmp-6
90	c2zv2A_	Alignment	not modelled	100.0	24	PDB header: transferase/transferase inhibitor Chain: A: PDB Molecule: calcium/calmodulin-dependent protein kinase kinase 2; PDBTitle: crystal structure of human calcium/calmodulin-dependent protein kinase2 kinase 2, beta, camk2 kinase domain in complex with sto-609
91	c2ya9A_	Alignment	not modelled	100.0	21	PDB header: transferase Chain: A: PDB Molecule: death-associated protein kinase 2; PDBTitle: crystal structure of the autoinhibited form of mouse dapk2
92	c3k54A_	Alignment	not modelled	100.0	63	PDB header: transferase Chain: A: PDB Molecule: tyrosine-protein kinase btk; PDBTitle: structures of human bruton's tyrosine kinase in active and inactive2 conformations suggests a mechanism of activation for tec family3 kinases.
93	c2wqmA_	Alignment	not modelled	100.0	21	PDB header: transferase Chain: A: PDB Molecule: serine/threonine-protein kinase nek7; PDBTitle: structure of apo human nek7
94	d1xkka_	Alignment	not modelled	100.0	34	Fold: Protein kinase-like (PK-like) Superfamily: Protein kinase-like (PK-like) Family: Protein kinases, catalytic subunit
95	c1xkka_	Alignment	not modelled	100.0	34	PDB header: transferase Chain: A: PDB Molecule: epidermal growth factor receptor; PDBTitle: egfr kinase domain complexed with a quinazoline inhibitor-2 gw572016
96	c2qobA_	Alignment	not modelled	100.0	39	PDB header: transferase Chain: A: PDB Molecule: ephrin receptor; PDBTitle: human epha3 kinase domain, base structure
97	d1koba_	Alignment	not modelled	100.0	24	Fold: Protein kinase-like (PK-like) Superfamily: Protein kinase-like (PK-like) Family: Protein kinases, catalytic subunit
98	c3o96A_	Alignment		100.0	23	PDB header: transferase Chain: A: PDB Molecule: rac-alpha serine/threonine-protein kinase; PDBTitle: crystal structure of human akt1 with an allosteric inhibitor
99	d1o6ya_	Alignment	not modelled	100.0	26	Fold: Protein kinase-like (PK-like) Superfamily: Protein kinase-like (PK-like) Family: Protein kinases, catalytic subunit
100	d1rjba_	Alignment	not modelled	100.0	43	Fold: Protein kinase-like (PK-like) Superfamily: Protein kinase-like (PK-like) Family: Protein kinases, catalytic subunit
101	c2chlA_	Alignment	not modelled	100.0	16	PDB header: transferase Chain: A: PDB Molecule: casein kinase i isoform gamma-3; PDBTitle: structure of casein kinase 1 gamma 3
102	c2wtkB_	Alignment	not modelled	100.0	22	PDB header: transferase/metal-binding protein Chain: B: PDB Molecule: ste20-related kinase adapter protein alpha; PDBTitle: structure of the heterotrimeric lkb1-stradalpha-mo25alpha2 complex

103	d1o6la_	Alignment	not modelled	100.0	21	Fold: Protein kinase-like (PK-like) Superfamily: Protein kinase-like (PK-like) Family: Protein kinases, catalytic subunit
104	d1nvra_	Alignment	not modelled	100.0	24	Fold: Protein kinase-like (PK-like) Superfamily: Protein kinase-like (PK-like) Family: Protein kinases, catalytic subunit
105	d1koa2_	Alignment	not modelled	100.0	24	Fold: Protein kinase-like (PK-like) Superfamily: Protein kinase-like (PK-like) Family: Protein kinases, catalytic subunit
106	c2x4fA_	Alignment	not modelled	100.0	20	PDB header: transferase Chain: A: PDB Molecule: myosin light chain kinase family member 4; PDBTitle: the crystal structure of the human myosin light chain2 kinase loc340156.
107	c2r5tA_	Alignment	not modelled	100.0	21	PDB header: transferase Chain: A: PDB Molecule: serine/threonine-protein kinase sgk1; PDBTitle: crystal structure of inactive serum and glucocorticoid-2 regulated kinase 1 in complex with amp-pnp
108	d1tkia_	Alignment	not modelled	100.0	19	Fold: Protein kinase-like (PK-like) Superfamily: Protein kinase-like (PK-like) Family: Protein kinases, catalytic subunit
109	c2r7bA_	Alignment	not modelled	100.0	22	PDB header: signaling protein, transferase Chain: A: PDB Molecule: phosphoinositide-dependent protein kinase 1; PDBTitle: crystal structure of the phosphoinositide-dependent kinase-2 1 (pdk-1)catalytic domain bound to a dibenzonaphthridine3 inhibitor
110	c1kobB_	Alignment	not modelled	100.0	23	PDB header: kinase Chain: B: PDB Molecule: twitchin; PDBTitle: twitchin kinase fragment (aplysia), autoregulated protein2 kinase domain
111	d1uu3a_	Alignment	not modelled	100.0	22	Fold: Protein kinase-like (PK-like) Superfamily: Protein kinase-like (PK-like) Family: Protein kinases, catalytic subunit
112	c2vz6A_	Alignment	not modelled	100.0	22	PDB header: transferase Chain: A: PDB Molecule: calcium calmodulin dependent protein kinase type ii alpha PDBTitle: structure of human calcium calmodulin dependent protein2 kinase type ii alpha (camk2a) in complex with indirubin3 e804
113	c2c47D_	Alignment	not modelled	100.0	15	PDB header: transferase Chain: D: PDB Molecule: casein kinase 1 gamma 2 isoform; PDBTitle: structure of casein kinase 1 gamma 2
114	c3p86B_	Alignment	not modelled	100.0	36	PDB header: transferase Chain: B: PDB Molecule: serine/threonine-protein kinase ctr1; PDBTitle: crystal structure of ctr1 kinase domain mutant d676n in complex with2 staurosporine
115	c2y94A_	Alignment	not modelled	100.0	25	PDB header: transferase Chain: A: PDB Molecule: 5'-amp-activated protein kinase catalytic subunit alpha-1; PDBTitle: structure of an active form of mammalian ampk
116	c1zrzA_	Alignment	not modelled	100.0	25	PDB header: transferase Chain: A: PDB Molecule: protein kinase c, iota; PDBTitle: crystal structure of the catalytic domain of atypical2 protein kinase c-iota
117	c2h6dA_	Alignment	not modelled	100.0	27	PDB header: signaling protein,transferase Chain: A: PDB Molecule: 5'-amp-activated protein kinase catalytic subunit PDBTitle: protein kinase domain of the human 5'-amp-activated protein2 kinase catalytic subunit alpha-2 (ampk alpha-2 chain)
118	c3c0hB_	Alignment	not modelled	100.0	22	PDB header: transferase Chain: B: PDB Molecule: peripheral plasma membrane protein cask; PDBTitle: cask cam-kinase domain- amppnp complex, p1 form
119	d1xwsa_	Alignment	not modelled	100.0	24	Fold: Protein kinase-like (PK-like) Superfamily: Protein kinase-like (PK-like) Family: Protein kinases, catalytic subunit
120	d1byga_	Alignment	not modelled	100.0	46	Fold: Protein kinase-like (PK-like) Superfamily: Protein kinase-like (PK-like) Family: Protein kinases, catalytic subunit