

Email	l.a.kelley@imperial.ac.uk
Description	Q9NUG6
Date	Tue Apr 3 15:15:57 BST 2012
Unique Job ID	1314d70a36936970

The figure displays three panels of protein analysis for different regions of the protein. Each panel shows the amino acid sequence, secondary structure, SS confidence, disorder, and disorder confidence.

Panel 1 (Residues 1-60):

- Sequence:** M L S P E A E R V L R Y L V E V E E L A E E V L A D K R Q I V D L D T K R N Q N R E G L R A L Q K D L S L S E D V M V C
- Secondary structure:** A series of green alpha-helices and loops.
- SS confidence:** A bar chart showing confidence levels, with red indicating high confidence and green/yellow indicating lower confidence.
- Disorder:** A bar chart showing disorder levels, with red indicating high disorder and green/yellow indicating lower disorder.
- Disorder confidence:** A bar chart showing confidence levels for disorder, with red indicating high confidence and green/yellow indicating lower confidence.


Panel 2 (Residues 70-120):

- Sequence:** F G N M F I K M P H P E T K E M I E K D Q D H L D K E I E K L R K Q L K V K V N R L F E A Q G K P E L K G F N L N P L N
- Secondary structure:** A series of green alpha-helices and loops.
- SS confidence:** A bar chart showing confidence levels, with red indicating high confidence and green/yellow indicating lower confidence.
- Disorder:** A bar chart showing disorder levels, with red indicating high disorder and green/yellow indicating lower disorder.
- Disorder confidence:** A bar chart showing confidence levels for disorder, with red indicating high confidence and green/yellow indicating lower confidence.


Panel 3 (Residues 130-139):


- Sequence:** Q D E L K A L K V I L K G
- Secondary structure:** A series of green alpha-helices and loops.
- SS confidence:** A bar chart showing confidence levels, with red indicating high confidence and green/yellow indicating lower confidence.
- Disorder:** A bar chart showing disorder levels, with red indicating high disorder and green/yellow indicating lower disorder.
- Disorder confidence:** A bar chart showing confidence levels for disorder, with red indicating high confidence and green/yellow indicating lower confidence.

Confidence Key

High(9)  Low (0)

? Disordered

 Alpha helix

 Beta strand