







Phyre2

Email	l.a.kelley@imperial.ac.uk
Description	A5A627
Date	Wed Jan 25 15:20:03 GMT 2012
Unique Job ID	9bbe1f256bb72f8a

Detailed template information

#	Template	Alignment Coverage	3D Model	Confidence	% i.d.	Template Information
1	c3k1hA_	 Alignment		9.7	50	PDB header: chaperone Chain: A: PDB Molecule: putative uncharacterized protein; PDBTitle: crystal structure of hp1076 from h.pylori
2	c2krcA_	 Alignment		8.3	42	PDB header: transcription Chain: A: PDB Molecule: dna-directed rna polymerase subunit delta; PDBTitle: solution structure of the n-terminal domain of bacillus2 subtilis delta subunit of rna polymerase
3	d1mjsa_	 Alignment		7.5	60	Fold: SMAD/FHA domain Superfamily: SMAD/FHA domain Family: SMAD domain