
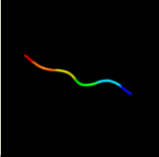




Phyre2

Email	l.a.kelley@imperial.ac.uk
Description	C1P621
Date	Wed Jan 25 15:20:08 GMT 2012
Unique Job ID	478ba3a5a6d06996

Detailed template information

#	Template	Alignment Coverage	3D Model	Confidence	% i.d.	Template Information
1	c2jzfA_	 Alignment		10.6	67	PDB header: viral protein Chain: A: PDB Molecule: replicase polyprotein 1ab; PDBTitle: nmr conformer closest to the mean coordinates of the domain 513-651 of2 the sars-cov nonstructural protein nsp3
2	c2kqvA_	 Alignment		9.0	67	PDB header: viral protein Chain: A: PDB Molecule: non-structural protein 3; PDBTitle: sars coronavirus-unique domain (sud): three-domain molecular2 architecture in solution and rna binding. i: structure of the sud-m3 domain of sud-mc